

Only 2,7 W
21 dBA



Brise 100



Brise
Platinum

■ **Use**

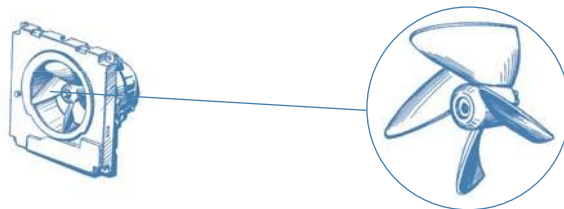
- Exhaust air fan

■ **Application:**

- Residential premises
- Flats, cottages
- Offices
- Utility spaces
- Trade premises
- Restaurants
- Job sites
- Health care facilities
- Child care facilities

■ **Features:**

- Low energy consumption of the motor (2.7 W) elaborated by BLAUBERG engineers
- Noiseless impeller blades have the shape of the submarine's propeller, thereby ensuring the highest productivity with minimal noise level (21 dBA)

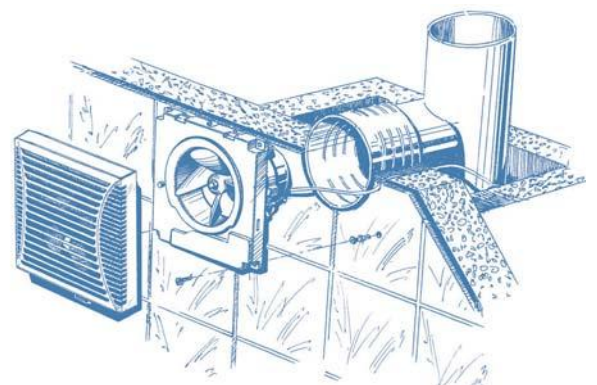
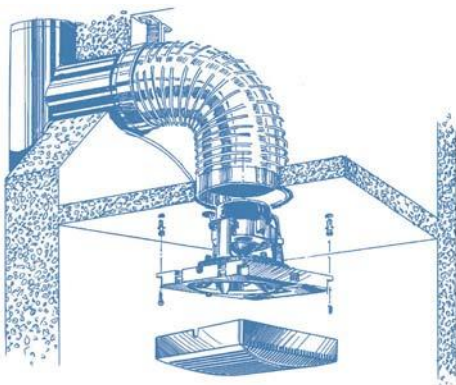


- 10 years guarantee under 24 hours non stop fan operation

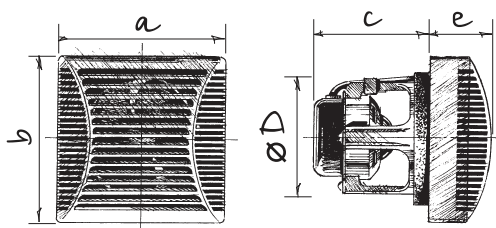
■ **Options:***

- Brise Max - the fan with the increased capacity

BRISE 100
MAX

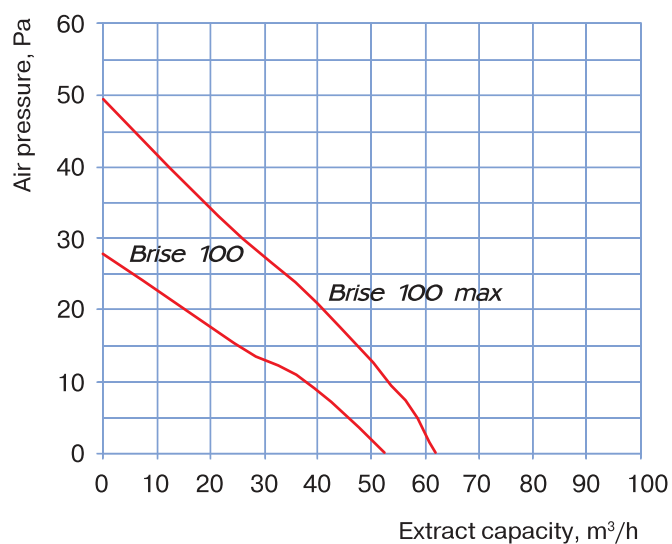


Overall and mounting dimensions



Type	Dimensions, mm				
	a	b	c	D	e
Brise 100	160	160	85	96	40
Brise 100 max	160	160	85	96	40

Specifications



Parameters	Brise 100	Brise 100 max
Voltage, V	220-240	220-240
Power, W	2,7	3,5
Extract capacity, m ³ /h	53	62
Noise level, dBA 3m	21	22



Packing

