

CLASSIC MODEL



Deco 100
Deco 125
Deco 150

■ Use

- Exhaust air fan

■ Application:

- Residential premises
- Flats, cottages
- Offices
- Utility spaces
- Trade premises
- Restaurants
- Job sites
- Health care facilities
- Child care facilities

■ Options:

Timer

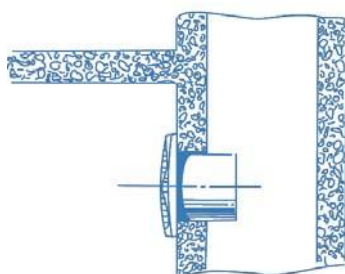
Timer

- Time delay range from 2 to 30 min

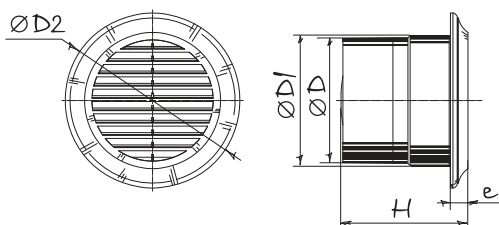
■ Features:

- Wall and ceiling mounting
- Silent impeller
- Easy maintenance
- Long continuous work
- Back valve
- Ball bearing motor
- 5 years guarantee

Type	Timer
Deco 100	
100 T	●
Deco 125	
125 T	●
Deco 150	
150 T	●

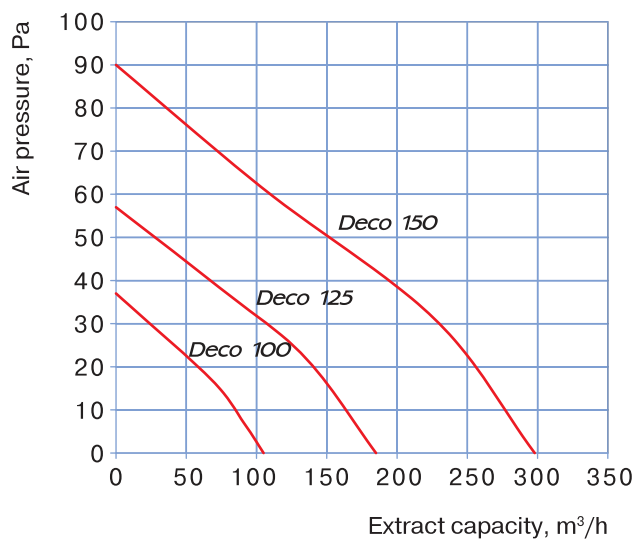


Overall and mounting dimensions



Type	Dimensions, mm				
	Ø D	Ø D1	Ø D2	H	e
Deco 100	99,5	104	140	101,5	14
Deco 125	124,5	129	165	107,5	14
Deco 150	149,5	154	188,5	114	14

Specifications



Parameters	Deco 100	Deco 125	Deco 150
Voltage, V	220-240	220-240	220-240
Power, W	14	16	24
Extract capacity, m³/h	105	185	298
Noise level, dBA 3m	37	38	40
r.p.m.	2300	2400	2400



Packing

