

## SLIM LINE



Slim 100  
Slim 125  
Slim 150

### ■ Use

- Exhaust air fan

### ■ Application:

- Residential premises
- Flats, cottages
- Offices
- Utility spaces
- Trade premises
- Restaurants
- Job sites
- Health care facilities
- Child care facilities

### ■ Options:

#### Pull-cord switch

Pull-cord switch

#### Timer

Timer

- Time delay range from 2 to 30 min

#### Humidity sensor

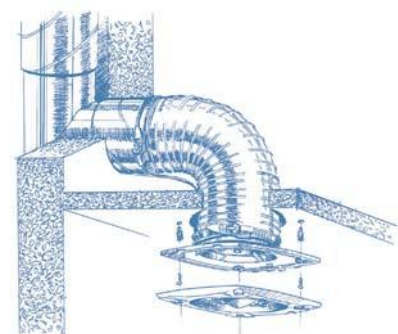
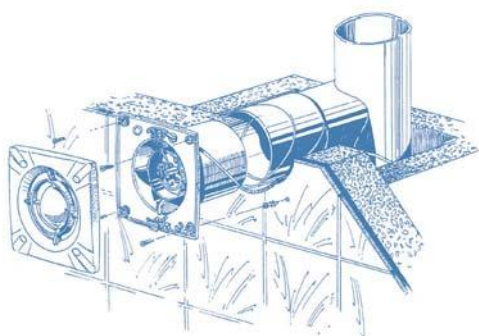
Humidity

- Humidity level range from 50 to 90%
- Time delay range from 2 to 30 min

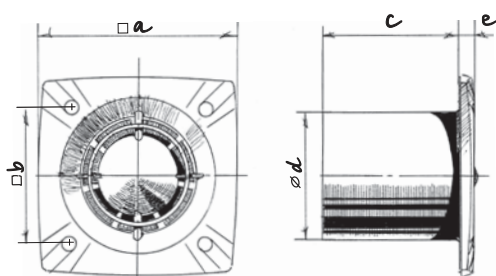
### ■ Features:

- Specially designed for extract ventilation
- Wall and ceiling mounting
- Silent impeller
- Easy installation and maintenance
- Long continuous work
- Back valve
- Ball bearing motor

Type	Pull-cord switch	Timer	Humidity sensor
Slim 100			
100 S	●		
100 T		●	
100 ST	●	●	
100 H			●
100 SH	●		●
Slim 125			
125 S	●		
125 T		●	
125 ST	●	●	
125 H			●
125 SH	●		●
Slim 150			
150 S	●		
150 T		●	
150 ST	●	●	
150 H			●
150 SH	●		●

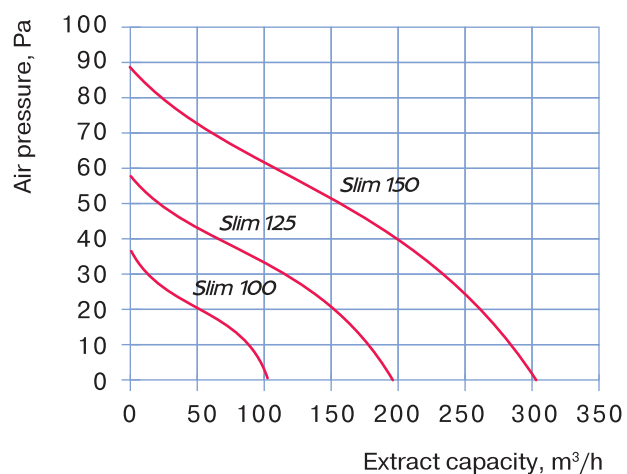


## Overall and mounting dimensions



Type	Dimensions, mm				
	a	b	c	d	e
Slim 100	150	120	111	100	15,7
Slim 125	176	140	115	125	14,5
Slim 150	205	165	134	150	16

## Specifications



Parameters	Slim 100	Slim 125	Slim 150
Voltage, V	220-240	220-240	220-240
Power, W	14	16	24
Extract capacity, m³/h	105	190	305
Noise level, dBA 3m	33	34	37
r.p.m.	2300	2400	2400



## Packing

