



## Axial inline fan

# Tubo-M / Tubo-MZ

Air capacity — up to 1700 m<sup>3</sup>/h

### ■ Use

- Supply and exhaust ventilation systems installed in various premises.
- Mounting in ventilation systems with low static pressure requiring high air capacity.
- Compatible with Ø100 up to 315 mm round air ducts.

### ■ Design

- Compact steel casing covered with special polymer coating (**Tubo-M** series) or galvanized steel casing (**Tubo-MZ** series).
- Aluminium impeller.
- The fan is equipped with a power cord and external terminal block for connection to power mains.

### ■ Motor

- Single-phase asynchronous external rotor motor with axial impeller.
- Equipped with ball bearings for longer service life.
- Integrated thermal protection with automatic restart.

### ■ Speed control

- Smooth speed control with an external thyristor controller or step speed control with an external auto transformer (both available upon separate order).

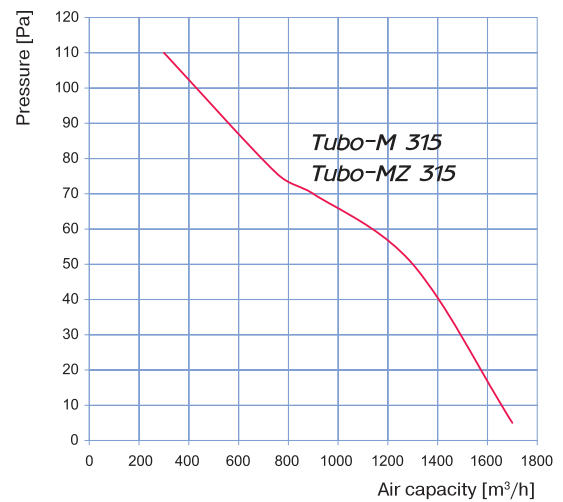
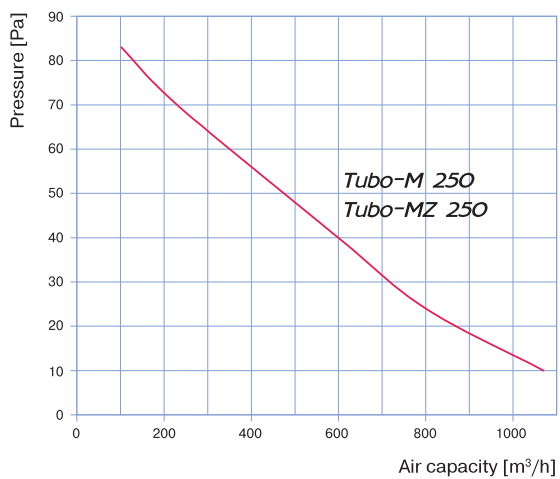
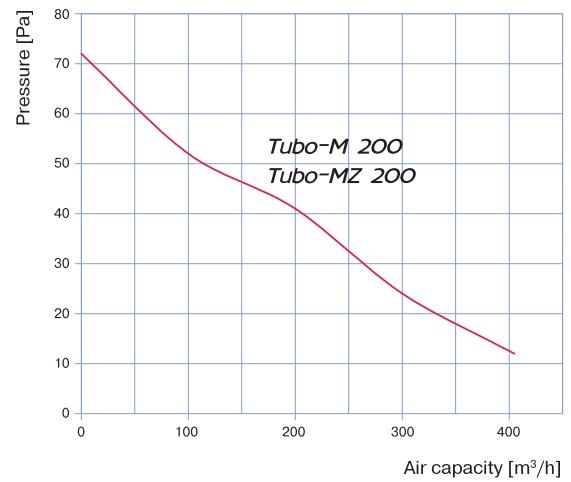
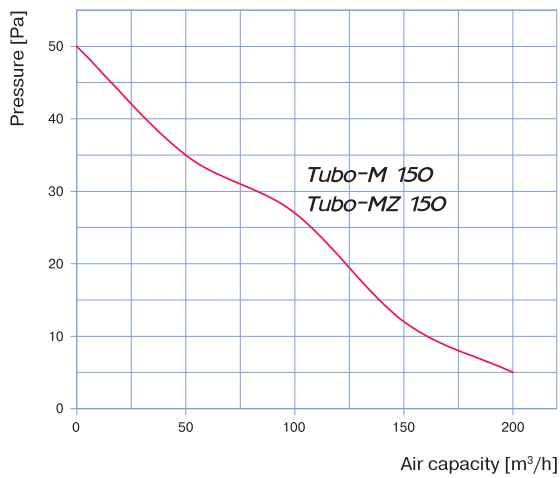
### ■ Mounting

- Mounting in air duct or directly to the wall in any position with respect to air flow direction in the system.
- Power is supplied to the fan through an external terminal box with sealed electric lead-in.
- Wall or ceiling mounting with fixing brackets supplied as a standard.
- Polymer coated or galvanized steel reducers are provided for connection of the **Tubo-M** fans with Ø150 up to 250 mm air ducts. The reducers are not included into delivery list and are available upon separate order.
- Tubo-M 315** and **Tubo-MZ 315** with Ø 315 mm air ducts have direct connection.

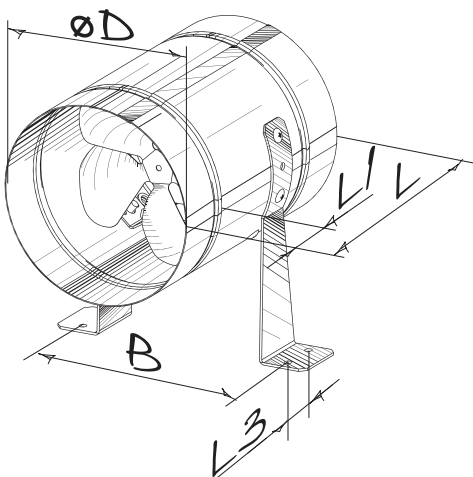
### ■ Specifications

Parameters	<b>Tubo-M 150</b> <b>Tubo-MZ 150</b>	<b>Tubo-M 200</b> <b>Tubo-MZ 200</b>	<b>Tubo-M 250</b> <b>Tubo-MZ 250</b>	<b>Tubo-M 315</b> <b>Tubo-MZ 315</b>
Voltage [V / 50 Hz]	230	230	230	230
Power [W]	36	43	68	110
Current [A]	0,26	0,28	0,48	0,75
Maximum air capacity [m <sup>3</sup> /h]	200	405	1070	1700
RPM [min <sup>-1</sup> ]	1300	1300	1300	1300
Sound pressure level at 3 m distance [dBA]	33	32	48	54
Max. operating temperature [°C]	40	40	40	40
Ingress protection rating	IP X4	IP X4	IP X4	IP X4

## Specifications



## Overall dimensions



Type	Dimensions [mm]					Weight [kg]
	ØD	B	L	L1	L3	
Tubo-M / Tubo-MZ 150	162	183	220	40	30	1,8
Tubo-M / Tubo-MZ 200	208	228	220	40	30	2,4
Tubo-M / Tubo-MZ 250	262	283	270	55	30	3,7
Tubo-M / Tubo-MZ 315	315	337	278	55	40	4,9