

WINDOW FAN



Wind 125
Wind 150

■ Use

- Exhaust air fan

■ Application:

- Residential premises
- Flats, cottages
- Offices
- Utility spaces
- Trade premises
- Restaurants
- Job sites
- Health care facilities
- Child care facilities

■ Options:

Pull-cord switch

Pull-cord switch

Timer

Timer

- Time delay range from 2 to 30 min

Humidity sensor

Humidity

- Humidity level range from 50 to 90%
- Time delay range from 2 to 30 min

Motion sensor

Motion sensor

- Reach distance 1 to 4 m
- Sensor viewing angle up to 100°
- Time delay range from 2 to 30 min

■ Features:

- Window mounting
- Silent impeller
- Easy maintenance
- Ball bearing motor
- 5 years guarantee
- Long continuous work

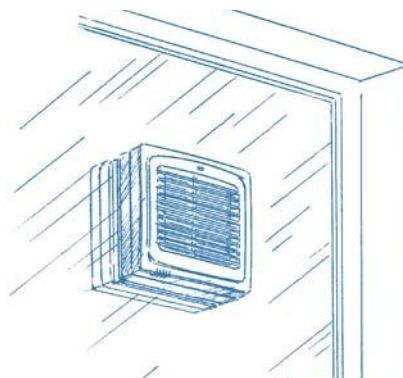
Type	Pull-cord switch	Timer	Humidity sensor	Motion sensor
Wind 125				
125 S	●			
125 T		●		
125 ST	●	●		
125 H			●	
125 SH	●		●	
125 IR				○
Wind 150				
150 S	●			
150 T		●		
150 ST	●	●		
150 H			●	
150 SH	●		●	
150 IR				○



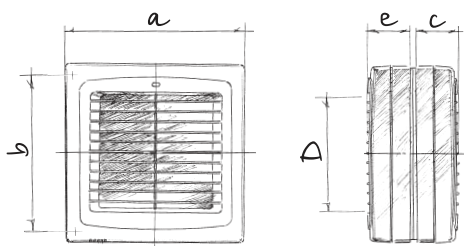
Automatic shutters
"Open" position



Automatic shutters
"Closed" position

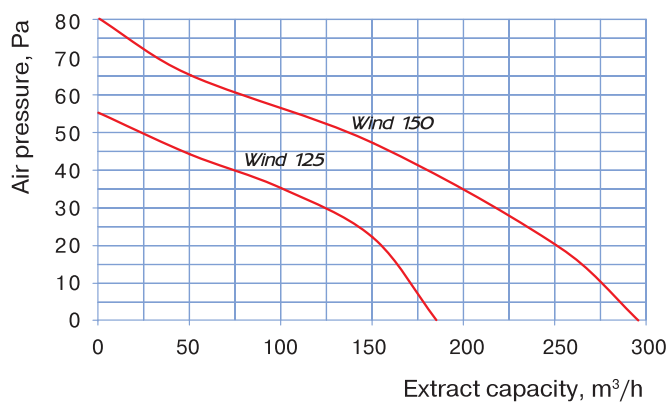


Overall and mounting dimensions



Type	Dimensions, mm				
	a	b	e	c	D
Wind 125	186	173	60	53	125
Wind 150	210	195	66	60	150

Specifications



Parameters	Wind 125	Wind 150
Voltage, V	220-240	220-240
Power, W	22	26
Extract capacity, m³/h	185	295
Noise level, dBA 3m	35	41
r.p.m.	2400	2400



Packing

