



# *ACCENT 3*

- High Pressure High Airflow
- Inline Mixed Flow Fan

## SPECIFICATION

---

### Sizes

200, 250, 330, 400, 500, 630, 760mm diameter

### Fan Performance

The Axcnt 3 is a direct drive, Mixed Flow Fan unit of proven performance. The impeller is designed to give excellent performance characteristic with high static pressure development and high airflow without stall

### Impellers

The impeller is of Woods patented design with integral inlet fairing spun to close tolerances for optimum performance. The impellers are manufactured from aluminium and balanced according to ISO1940.

### Motors

Motor are totally enclosed airstream rated, squirrel cage induction type. Motor enclosure to feature IP55 protection. Motor winding insulation are to incorporate thermal class 155 as standard. Motor bearings are to be of maintenance free ball bearing design.


### Casing

Casing of the fans are of galvanised steel, with TDC flanges system connection to suit either flexible duct or galvanised steel ductwork.

### Test Procedures

Performance Date – Established from tests in accordance with ISO5801:1997


Sound levels – Established from tests in accordance with ISO3745



Woods Axcnt 3 Mixed Flow Fan

# Inline Mixed Flow Fan

AX3-200/4/1



### Impeller

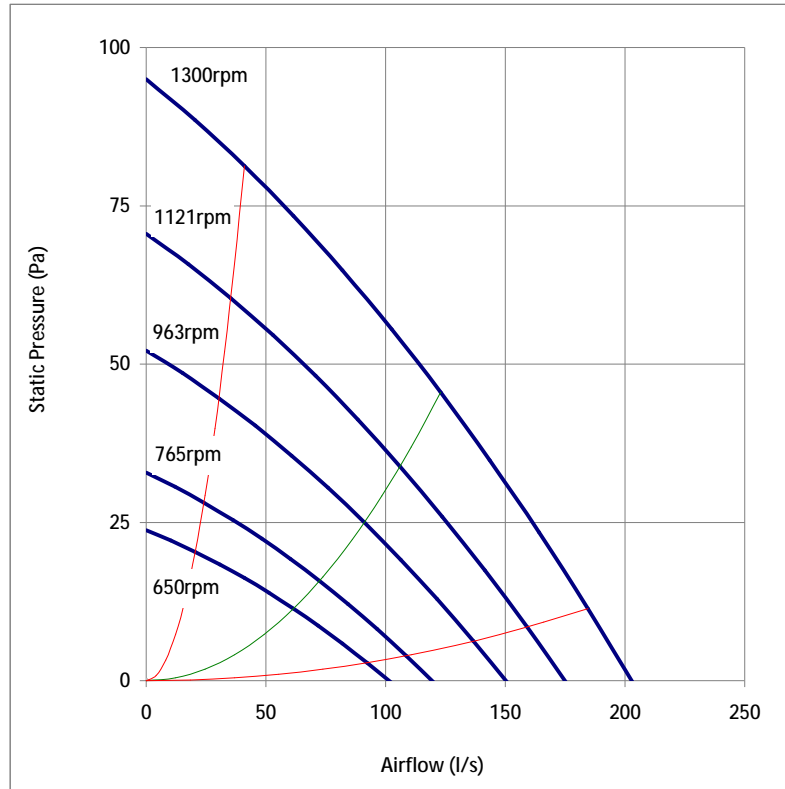
Size 200 mm  
 Type Mixed Flow  
 Material Aluminium  
 Motor finish Powder Coating RAL7032

### Motor

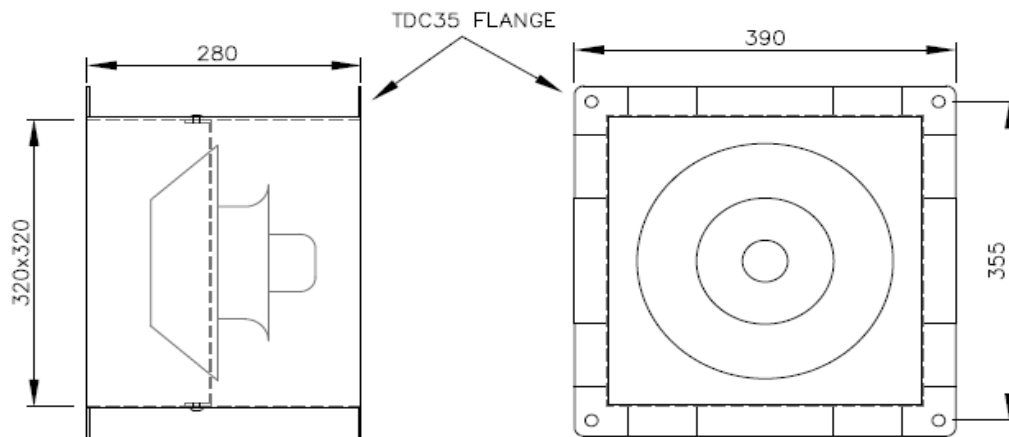
Type IE2  
 IP Rating 55  
 Insulation Class 155  
 Power 0.07 Kw  
 Power Supply 230V/1PH/50Hz  
 Speed 1300 rpm  
 FLC 0.50 A  
 Capacitor  
 Control RE1.5, 5 Step Controller  
 Protection Thermal Contacts

### Fan

Case Galvanise Steel  
 Flange TDC35  
 Weight 16 Kg  
 Max. Temp 50 °C




Speed (rpm)	Peak Pressure (Pa)	Peak Power (kw)	Motor Running Voltage (V)	Sound Power Level SWL dB re 1pw								Sound Pressure Level dBA at 3 meters
				63	125	250	500	1k	2k	4k	8k	
1300	95	0.07	230	67	73	62	64	58	57	51	42	44
1121	71	0.04	200	64	70	59	61	55	54	48	39	41
963	52	0.03	170	60	66	55	57	51	50	44	35	37
765	33	0.01	130	55	61	50	52	46	45	39	30	32
650	24	0.01	110	52	58	47	49	43	42	36	27	29



# Inline Mixed Flow Fan

AX3-250/4/1



### Impeller

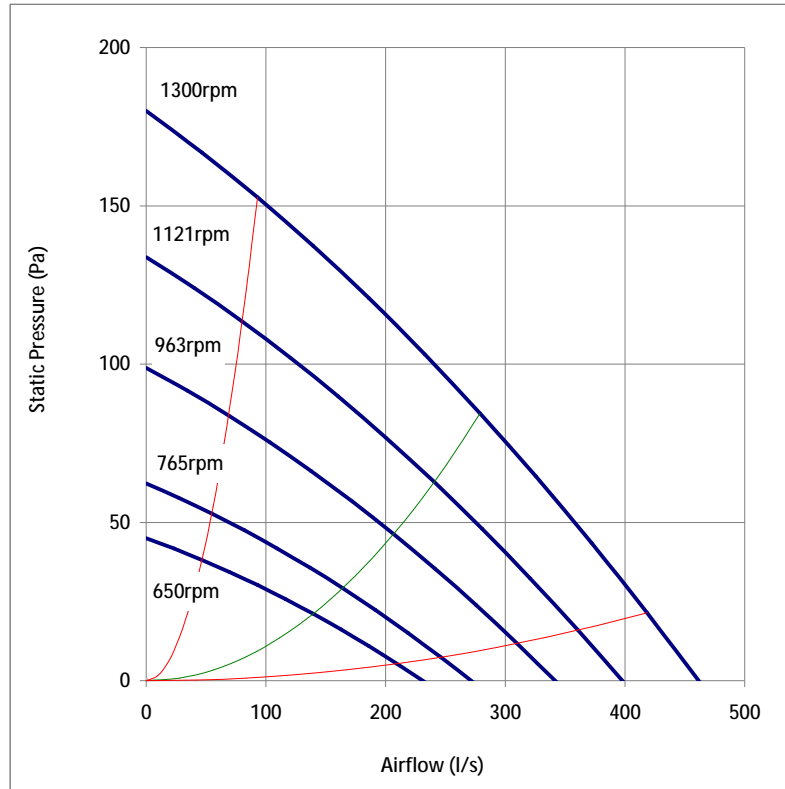
Size 250 mm  
 Type Mixed Flow  
 Material Aluminium  
 Motor finish Powder Coating RAL7032

### Motor

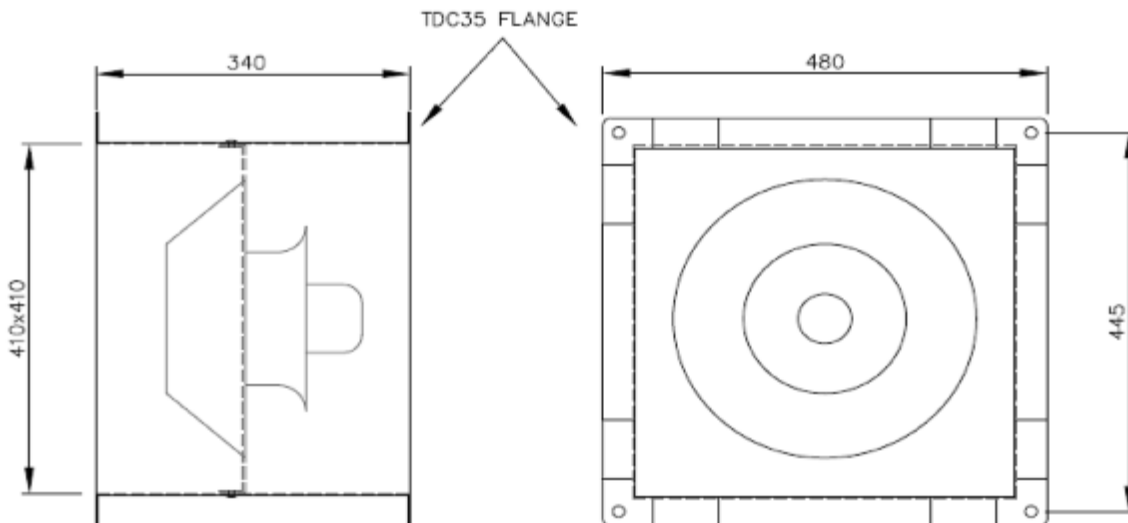
Type IE2  
 IP Rating 55  
 Insulation Class 155  
 Power 0.10 Kw  
 Power Supply 230V/1PH/50Hz  
 Speed 1300 rpm  
 FLC 0.80 A  
 Capacitor  
 Control RE1.5, 5 Step Controller  
 Protection Thermal Contacts

### Fan

Case Galvanise Steel  
 Flange TDC35  
 Weight 25 Kg  
 Max. Temp 50 °C




Speed (rpm)	Peak Pressure (Pa)	Peak Power (kw)	Motor Running Voltage (V)	Sound Power Level SWL dB re 1pw								Sound Pressure Level dBA at 3 meters
				63	125	250	500	1k	2k	4k	8k	
1300	180	0.10	230	73	76	69	65	67	65	61	57	50
1121	134	0.06	200	70	73	66	62	64	62	58	54	47
963	99	0.04	170	66	69	62	58	60	58	54	50	43
765	62	0.02	130	61	64	57	53	55	53	49	45	38
650	45	0.01	110	58	61	54	50	52	50	46	42	35



# Inline Mixed Flow Fan

AX3-330/4/1



### Impeller

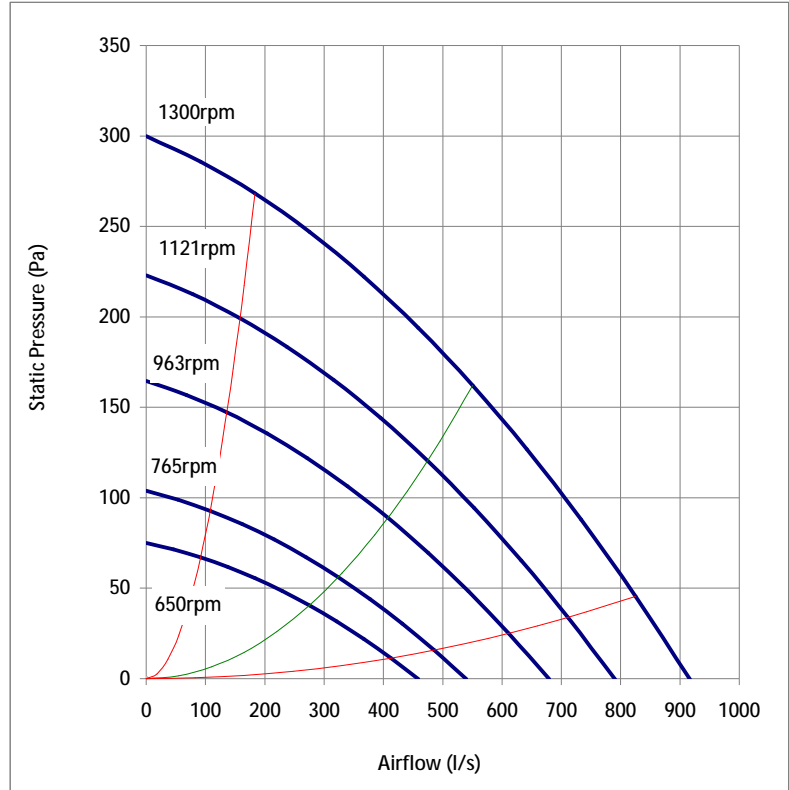
Size 330 mm  
 Type Mixed Flow  
 Material Aluminium  
 Motor finish Powder Coating RAL7032

### Motor

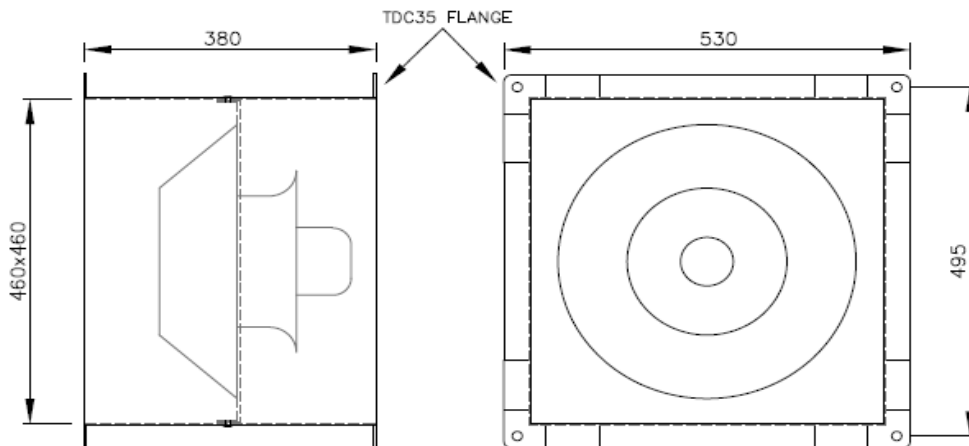
Type IE2  
 IP Rating 55  
 Insulation Class 155  
 Power 0.22 Kw  
 Power Supply 230V/1PH/50Hz  
 Speed 1300 rpm  
 FLC 1.80 A  
 Capacitor  
 Control RE3.5, 5 Step Controller  
 Protection Thermal Contacts

### Fan

Case Galvanise Steel  
 Flange TDC35  
 Weight 30 Kg  
 Max. Temp 50 °C




Speed (rpm)	Peak Pressure (Pa)	Peak Power (kw)	Motor Running Voltage (V)	Sound Power Level SWL dB re 1pw								Sound Pressure Level dBA at 3 meters
				63	125	250	500	1k	2k	4k	8k	
1300	300	0.22	230	78	83	78	71	71	69	64	57	57
1121	223	0.14	200	75	80	75	68	68	66	61	54	54
963	165	0.09	170	71	76	71	64	64	62	57	50	50
765	104	0.04	130	66	71	66	59	59	57	52	45	45
650	75	0.03	110	63	68	63	56	56	54	49	42	42



# Inline Mixed Flow Fan

AX3-330/4/3



### Impeller

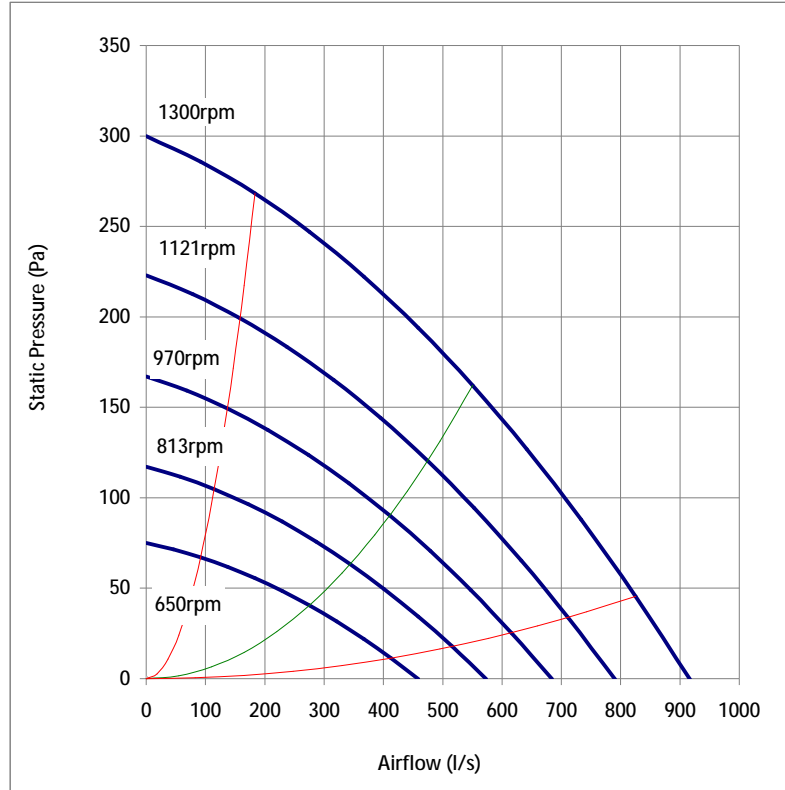
Size 330 mm  
 Type Mixed Flow  
 Material Aluminium  
 Motor finish Powder Coating RAL7032

### Motor

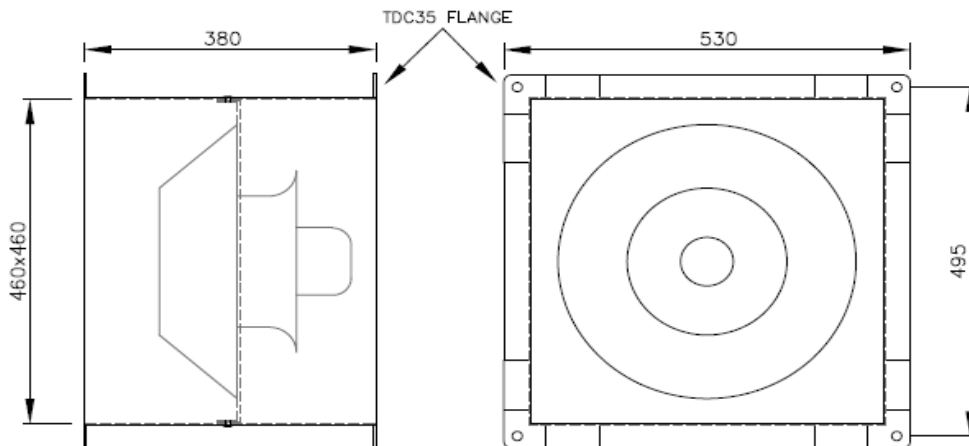
Type IE2  
 IP Rating 55  
 Insulation Class 155  
 Power 0.22 Kw  
 Power Supply 400V/3PH/50Hz  
 Speed 1300 rpm  
 FLC 0.70 A  
 Capacitor  
 Control Variable Frequency Drive  
 Protection Thermal Contacts

### Fan

Case Galvanise Steel  
 Flange TDC35  
 Weight 32 Kg  
 Max. Temp 50 °C




Speed (rpm)	Peak Pressure (Pa)	Peak Power (kw)	Running Frequency	Sound Power Level SWL dB re 1pw								Sound Pressure Level dBA at 3 meters
				63	125	250	500	1k	2k	4k	8k	
1300	300	0.22	50	78	83	78	71	71	69	64	57	57
1121	223	0.14	43	75	80	75	68	68	66	61	54	54
970	167	0.09	37	72	77	72	65	65	63	58	51	51
813	117	0.05	31	68	73	68	61	61	59	54	47	47
650	75	0.03	25	63	68	63	56	56	54	49	42	42



# Inline Mixed Flow Fan

AX3-330/6/1



### Impeller

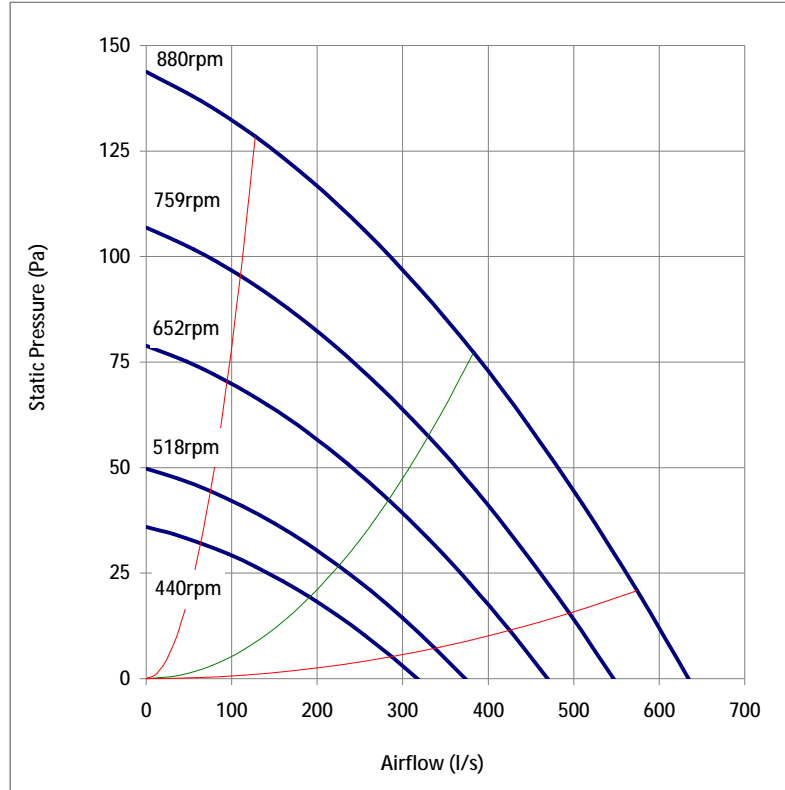
Size 330 mm  
 Type Mixed Flow  
 Material Aluminium  
 Motor finish Aluminium

### Motor

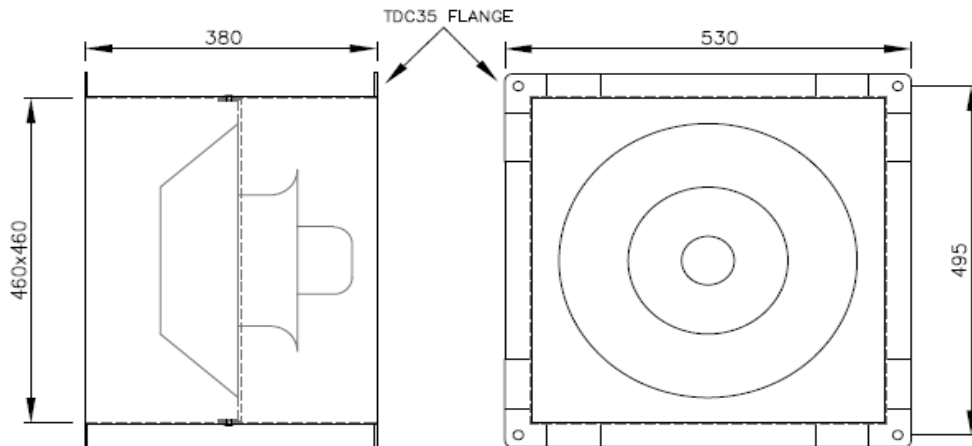
Type IE2  
 IP Rating 55  
 Insulation Class 155  
 Power 0.08 Kw  
 Power Supply 230V/1PH/50Hz  
 Speed 880 rpm  
 FLC 1.00 A  
 Capacitor  
 Control RE3.5, 5 Step Controller  
 Protection Thermal Contacts

### Fan

Case Galvanise Steel  
 Flange TDC35  
 Weight 30 Kg  
 Max. Temp 50 °C




Speed (rpm)	Peak Pressure (Pa)	Peak Power (kw)	Motor Running Voltage (V)	Sound Power Level SWL dB re 1pw								Sound Pressure Level dBA at 3 meters
				63	125	250	500	1k	2k	4k	8k	
880	144	0.08	230	73	74	68	61	60	57	54	46	46
759	107	0.05	200	70	71	65	58	57	54	51	43	43
652	79	0.03	170	66	67	61	54	53	50	47	39	39
518	50	0.02	130	61	62	56	49	48	45	42	34	34
440	36	0.01	110	58	59	53	46	45	42	39	31	31



# Inline Mixed Flow Fan

AX3-330/6/3



### Impeller

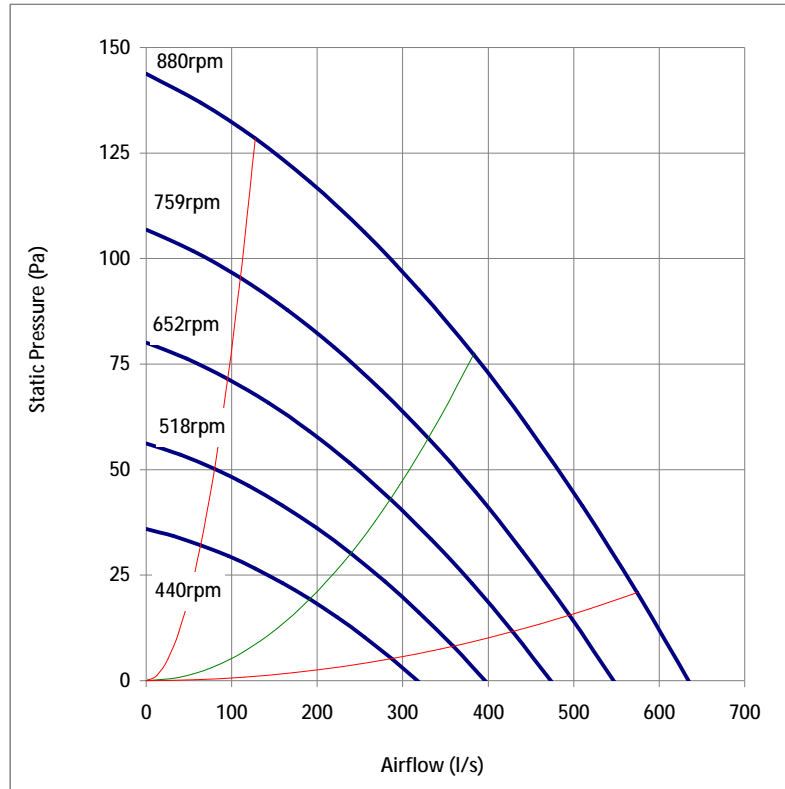
Size 330 mm  
 Type Mixed Flow  
 Material Aluminium  
 Motor finish Powder Coating RAL7032

### Motor

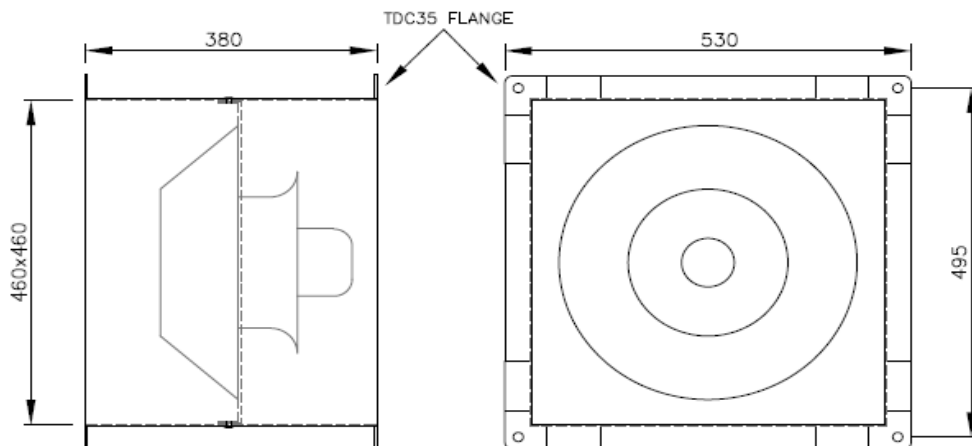
Type IE2  
 IP Rating 55  
 Insulation Class 155  
 Power 0.18 Kw  
 Power Supply 400V/3PH/50Hz  
 Speed 880 rpm  
 FLC 1.00 A  
 Capacitor  
 Control Variable Frequency Drive  
 Protection Thermal Contacts

### Fan

Case Galvanise Steel  
 Flange TDC35  
 Weight 30 Kg  
 Max. Temp 50 °C




Speed (rpm)	Peak Pressure (Pa)	Peak Power (kw)	Running Frequency	Sound Power Level SWL dB re 1pw								Sound Pressure Level dBA at 3 meters
				63	125	250	500	1k	2k	4k	8k	
880	144	0.18	50	73	74	68	61	60	57	54	46	46
759	107	0.12	43	70	71	65	58	57	54	51	43	43
657	80	0.07	37	67	68	62	55	54	51	48	40	40
550	56	0.04	31	63	64	58	51	50	47	44	36	36
440	36	0.02	25	58	59	53	46	45	42	39	31	31





# Inline Mixed Flow Fan

AX3-400/4/1



### Impeller

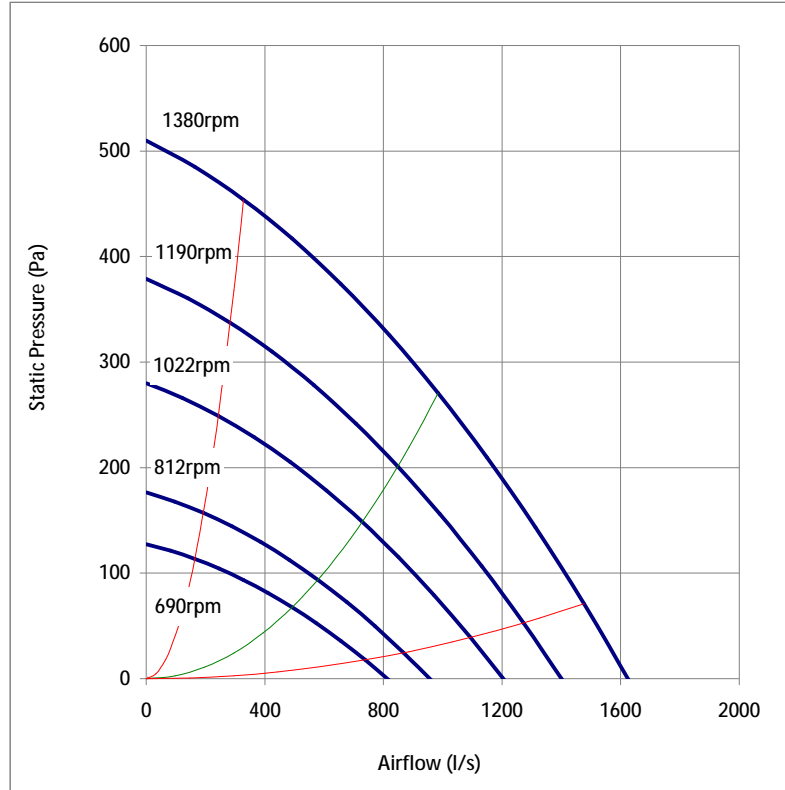
Size 400 mm  
 Type Mixed Flow  
 Material Aluminium  
 Motor finish Powder Coating RAL7032

### Motor

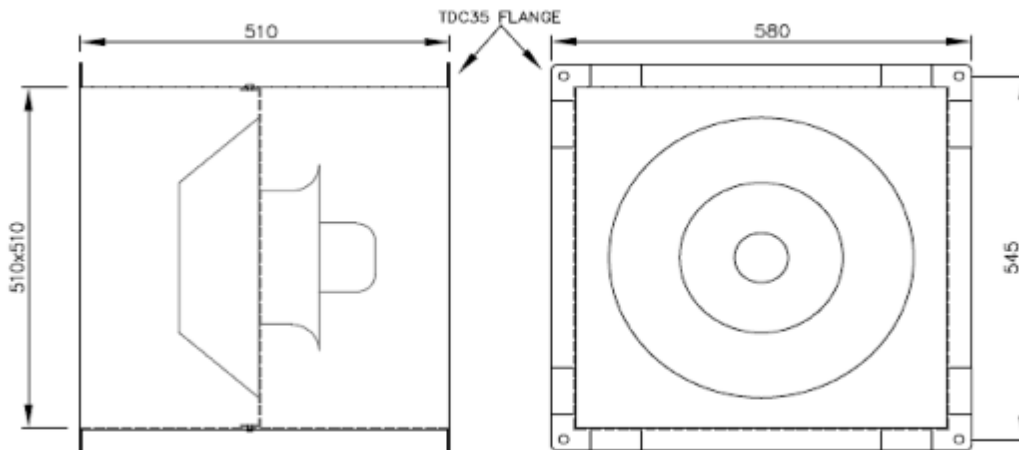
Type IE2  
 IP Rating 55  
 Insulation Class 155  
 Power 0.50 Kw  
 Power Supply 230V/1PH/50Hz  
 Speed 1380 rpm  
 FLC 3.40 A  
 Capacitor  
 Control RE3.5, 5 Step Controller  
 Protection Thermal Contacts

### Fan

Case Galvanise Steel  
 Flange TDC35  
 Weight 38 Kg  
 Max. Temp 50 °C




Speed (rpm)	Peak Pressure (Pa)	Peak Power (kw)	Motor Running Voltage (V)	Sound Power Level SWL dB re 1pw								Sound Pressure Level dBA at 3 meters
				63	125	250	500	1k	2k	4k	8k	
1380	510	0.50	230	81	84	83	77	77	74	70	65	61
1190	379	0.32	200	78	81	80	74	74	71	67	62	58
1022	280	0.20	170	74	77	76	70	70	67	63	58	54
812	176	0.10	130	69	72	71	65	65	62	58	53	49
690	128	0.06	110	66	69	68	62	62	59	55	50	46



# Inline Mixed Flow Fan

AX3-400/4/3



### Impeller

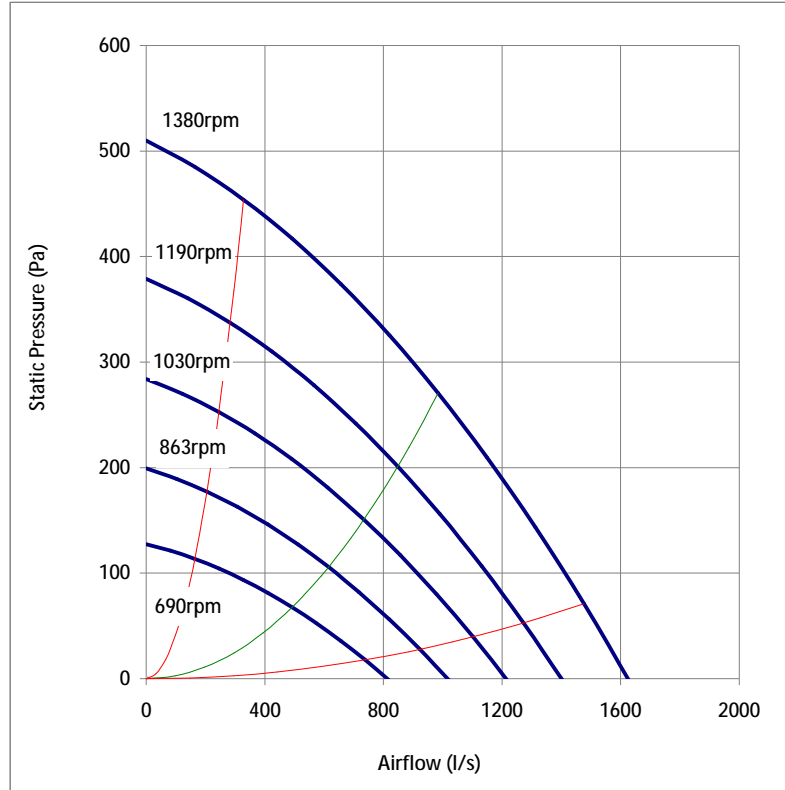
Size 400 mm  
 Type Mixed Flow  
 Material Aluminium  
 Motor finish Powder Coating RAL7032

### Motor

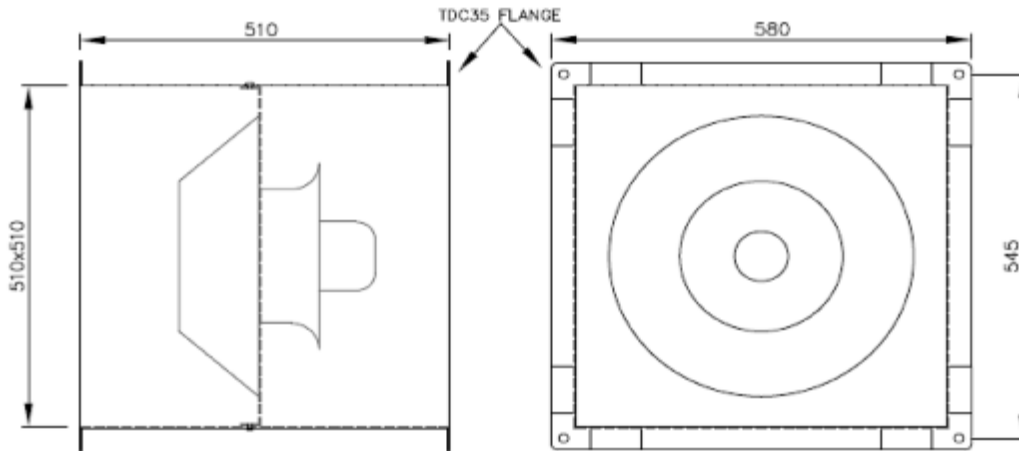
Type IE2  
 IP Rating 55  
 Insulation Class 155  
 Power 0.50 Kw  
 Power Supply 400V/3PH/50Hz  
 Speed 1380 rpm  
 FLC 1.30 A  
 Capacitor  
 Control Variable Frequency Drive  
 Protection Thermal Contacts

### Fan

Case Galvanise Steel  
 Flange TDC35  
 Weight 38 Kg  
 Max. Temp 50 °C




Speed (rpm)	Peak Pressure (Pa)	Peak Power (kw)	Running Frequency	Sound Power Level SWL dB re 1pw								Sound Pressure Level dBA at 3 meters
				63	125	250	500	1k	2k	4k	8k	
1380	510	0.50	50	81	84	83	77	77	74	70	65	61
1190	379	0.32	43	78	81	80	74	74	71	67	62	58
1030	284	0.21	37	75	78	77	71	71	68	64	59	55
863	199	0.12	31	71	74	73	67	67	64	60	55	51
690	128	0.06	25	66	69	68	62	62	59	55	50	46



# Inline Mixed Flow Fan

AX3-400/6/1



### Impeller

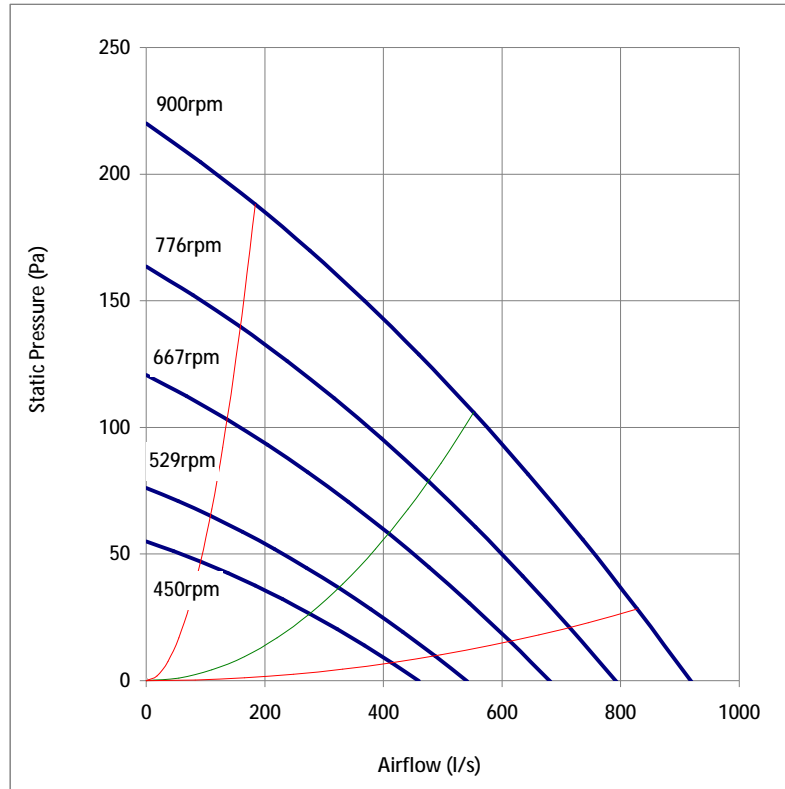
Size 400 mm  
 Type Mixed Flow  
 Material Aluminium  
 Motor finish Powder Coating RAL7032

### Motor

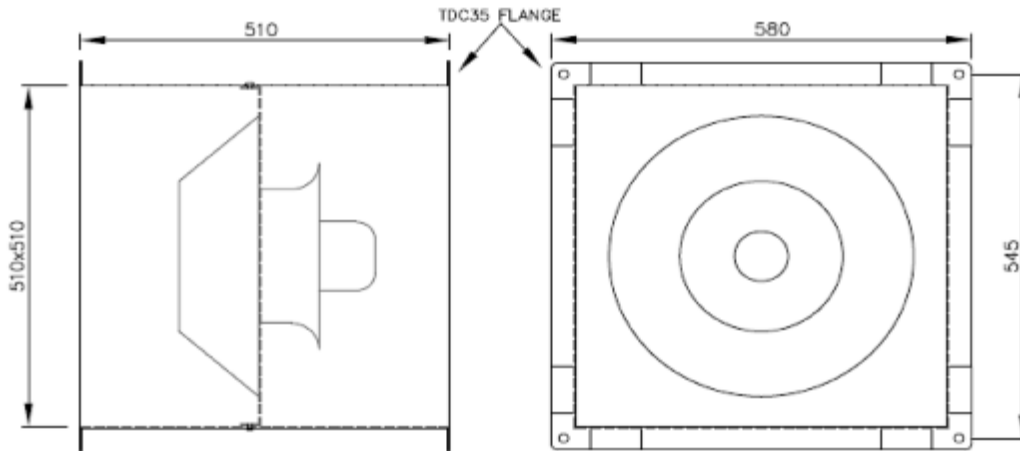
Type IE2  
 IP Rating 55  
 Insulation Class 155  
 Power 0.14 Kw  
 Power Supply 230V/1PH/50Hz  
 Speed 900 rpm  
 FLC 1.25 A  
 Capacitor  
 Control RE1.5, 5 Step Controller  
 Protection Thermal Contacts

### Fan

Case Galvanise Steel  
 Flange TDC35  
 Weight 35 Kg  
 Max. Temp 50 °C




Speed (rpm)	Peak Pressure (Pa)	Peak Power (kw)	Motor Running Voltage (V)	Sound Power Level SWL dB re 1pw								Sound Pressure Level dBA at 3 meters
				63	125	250	500	1k	2k	4k	8k	
900	220	0.14	230	73	74	71	66	66	63	60	51	51
776	163	0.09	200	70	71	68	63	63	60	57	48	48
667	121	0.06	170	66	67	64	59	59	56	53	44	44
529	76	0.03	130	61	62	59	54	54	51	48	39	39
450	55	0.02	110	58	59	56	51	51	48	45	36	36



# Inline Mixed Flow Fan

AX3-400/6/3



### Impeller

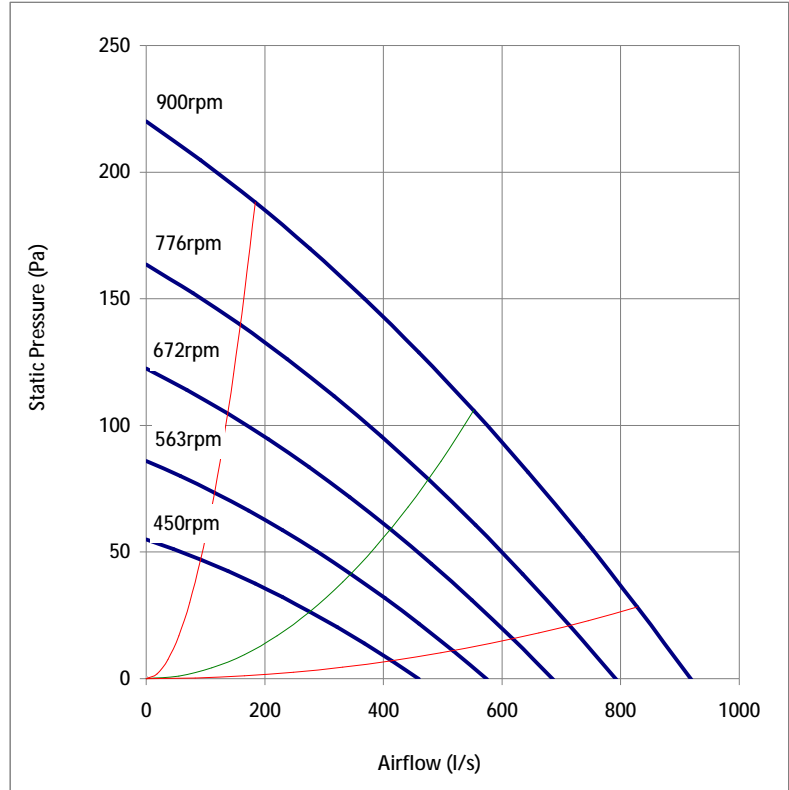
Size 400 mm  
 Type Mixed Flow  
 Material Aluminium  
 Motor finish Powder Coating RAL7032

### Motor

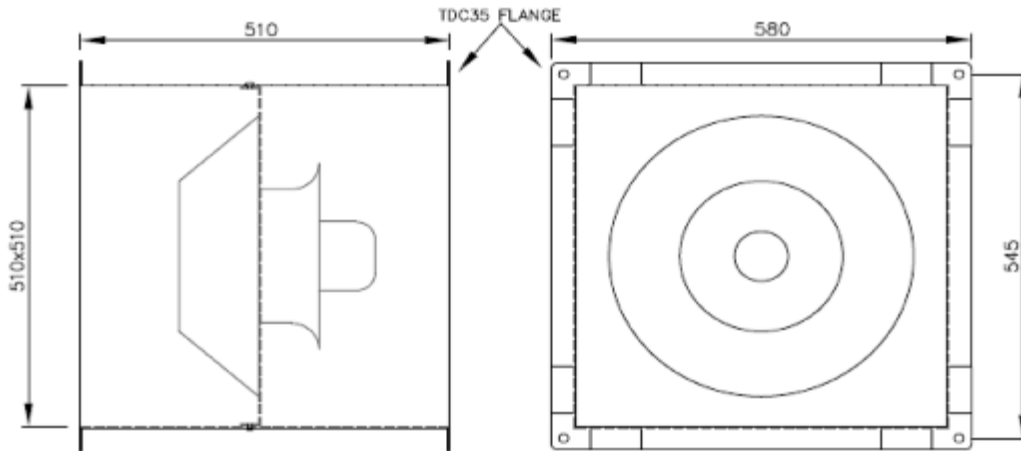
Type IE2  
 IP Rating 55  
 Insulation Class 155  
 Power 0.18 Kw  
 Power Supply 400V/3PH/50Hz  
 Speed 900 rpm  
 FLC 0.80 A  
 Capacitor  
 Control Variable Frequency Drive  
 Protection Thermal Contacts

### Fan

Case Galvanise Steel  
 Flange TDC35  
 Weight 35 Kg  
 Max. Temp 50 °C




Speed (rpm)	Peak Pressure (Pa)	Peak Power (kw)	Running Frequency	Sound Power Level SWL dB re 1pw								Sound Pressure Level dBA at 3 meters
				63	125	250	500	1k	2k	4k	8k	
900	220	0.18	50	73	74	71	66	66	63	60	51	51
776	163	0.12	43	70	71	68	63	63	60	57	48	48
672	123	0.07	37	67	68	65	60	60	57	54	45	45
563	86	0.04	31	63	64	61	56	56	53	50	41	41
450	55	0.02	25	58	59	56	51	51	48	45	36	36



# Inline Mixed Flow Fan

AX3-500/4/3



### Impeller

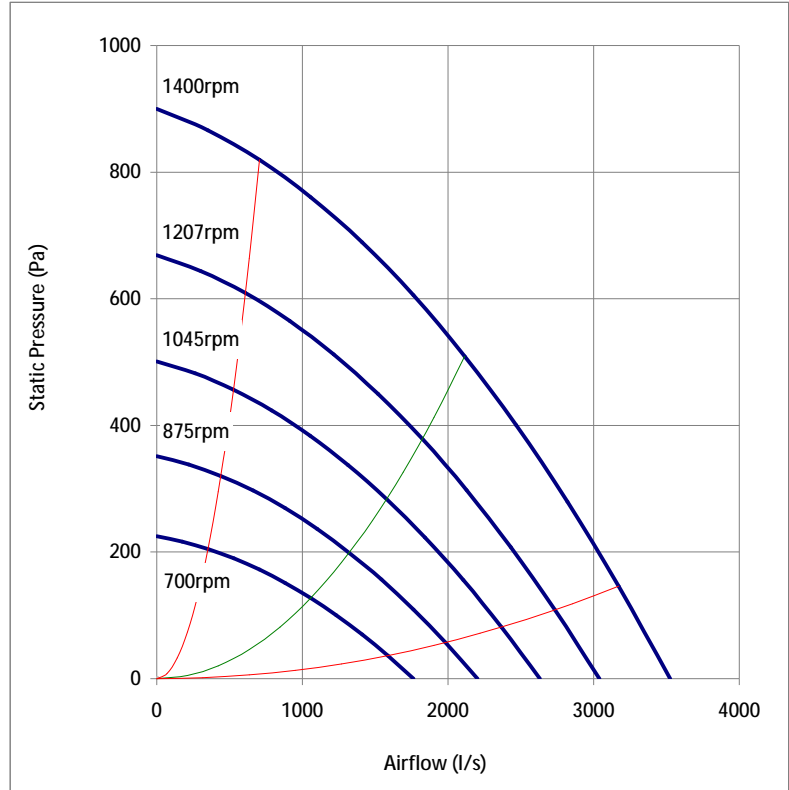
Size 500 mm  
 Type Mixed Flow  
 Material Aluminium  
 Motor finish Powder Coating RAL7032

### Motor

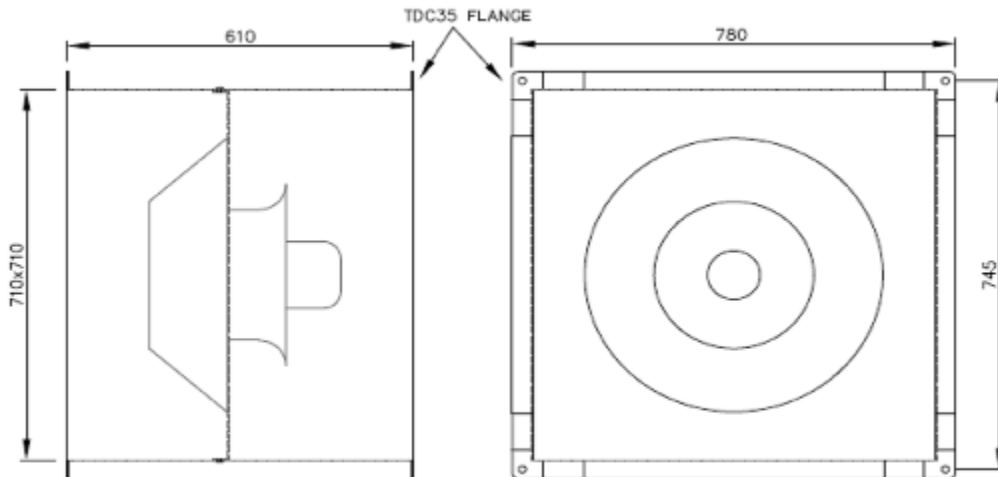
Type IE2  
 IP Rating 55  
 Insulation Class 155  
 Power 2.30 Kw  
 Power Supply 400V/3PH/50Hz  
 Speed 1400 rpm  
 FLC 5.50 A  
 Capacitor  
 Control Variable Frequency Drive  
 Protection Thermal Contacts

### Fan

Case Galvanise Steel  
 Flange TDC35  
 Weight 76 Kg  
 Max. Temp 50 °C




Speed (rpm)	Peak Pressure (Pa)	Peak Power (kw)	Running Frequency	Sound Power Level SWL dB re 1pw								Sound Pressure Level dBA at 3 meters
				63	125	250	500	1k	2k	4k	8k	
1400	900	2.30	50	91	93	92	88	86	83	79	74	71
1207	669	1.47	43	88	90	89	85	83	80	76	71	68
1045	501	0.96	37	85	87	86	82	80	77	73	68	65
875	352	0.56	31	81	83	82	78	76	73	69	64	61
700	225	0.29	25	76	78	77	73	71	68	64	59	56



# Inline Mixed Flow Fan

AX3-500/6/1



### Impeller

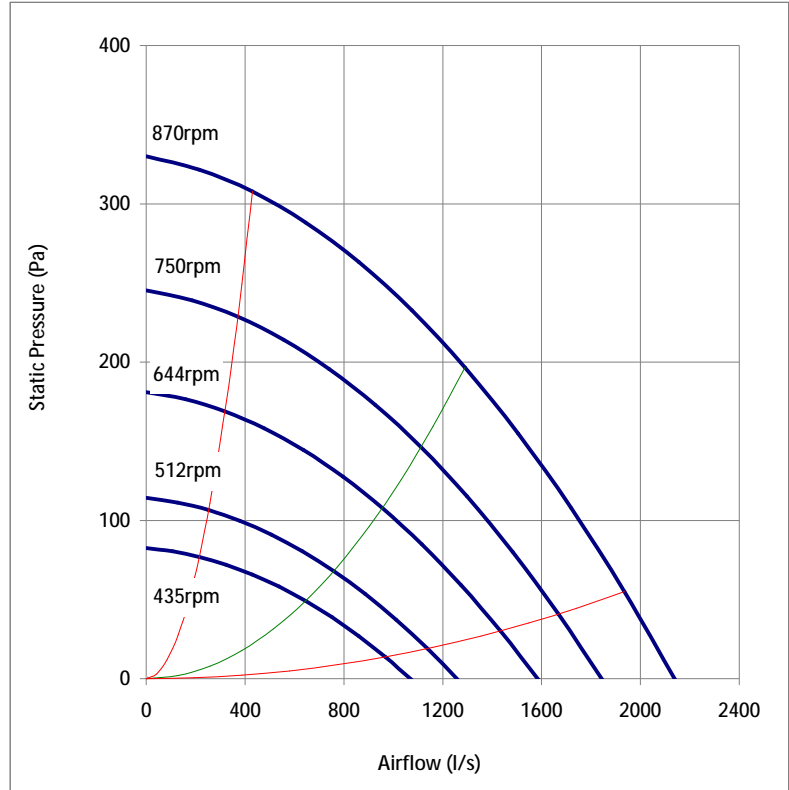
Size 500 mm  
 Type Mixed Flow  
 Material Aluminium  
 Motor finish Powder Coating RAL7032

### Motor

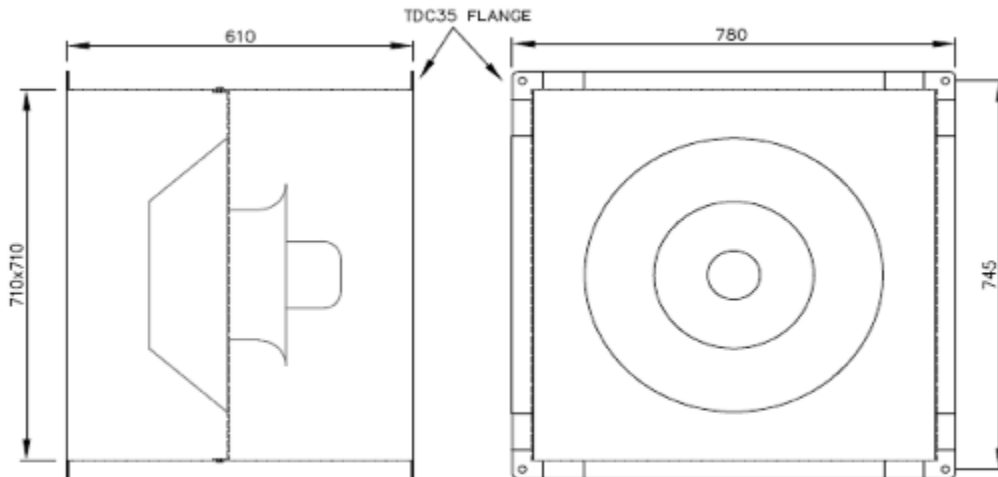
Type IE2  
 IP Rating 55  
 Insulation Class 155  
 Power 0.43 Kw  
 Power Supply 230V/1PH/50Hz  
 Speed 870 rpm  
 FLC 3.30 A  
 Capacitor  
 Control RE3.5, 5 Step Controller  
 Protection Thermal Contacts

### Fan

Case Galvanise Steel  
 Flange TDC35  
 Weight 72 Kg  
 Max. Temp 50 °C




Speed (rpm)	Peak Pressure (Pa)	Peak Power (kw)	Motor Running Voltage (V)	Sound Power Level SWL dB re 1pw								Sound Pressure Level dBA at 3 meters
				63	125	250	500	1k	2k	4k	8k	
870	330	0.43	230	82	81	80	74	72	69	64	59	58
750	245	0.28	200	79	78	77	71	69	66	61	56	55
644	181	0.17	170	75	74	73	67	65	62	57	52	51
512	114	0.09	130	70	69	68	62	60	57	52	47	46
435	83	0.05	110	67	66	65	59	57	54	49	44	43



# Inline Mixed Flow Fan

AX3-500/6/3



### Impeller

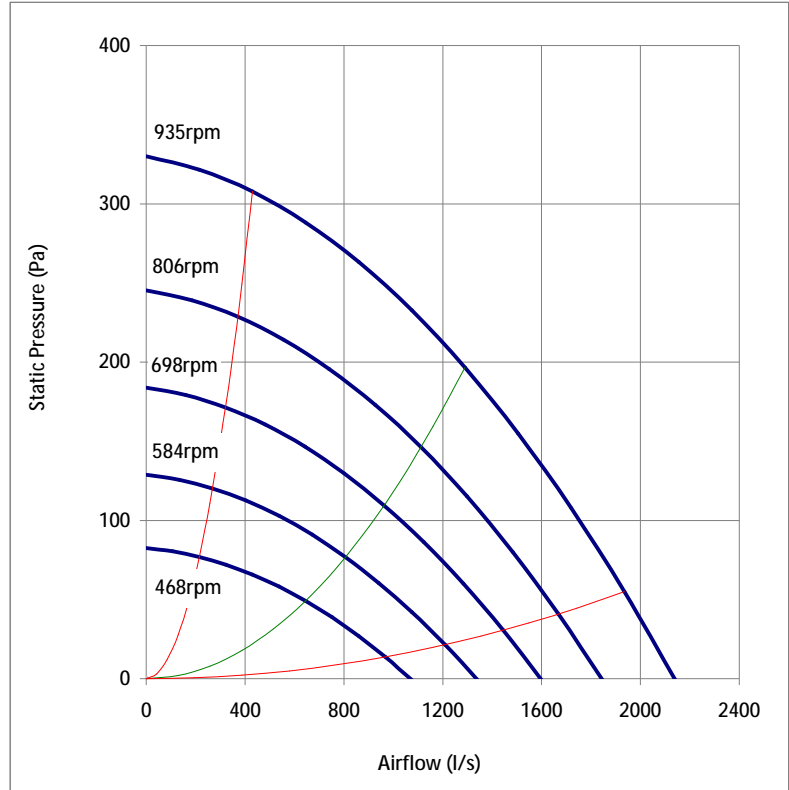
Size 500 mm  
 Type Mixed Flow  
 Material Aluminium  
 Motor finish Powder Coating RAL7032

### Motor

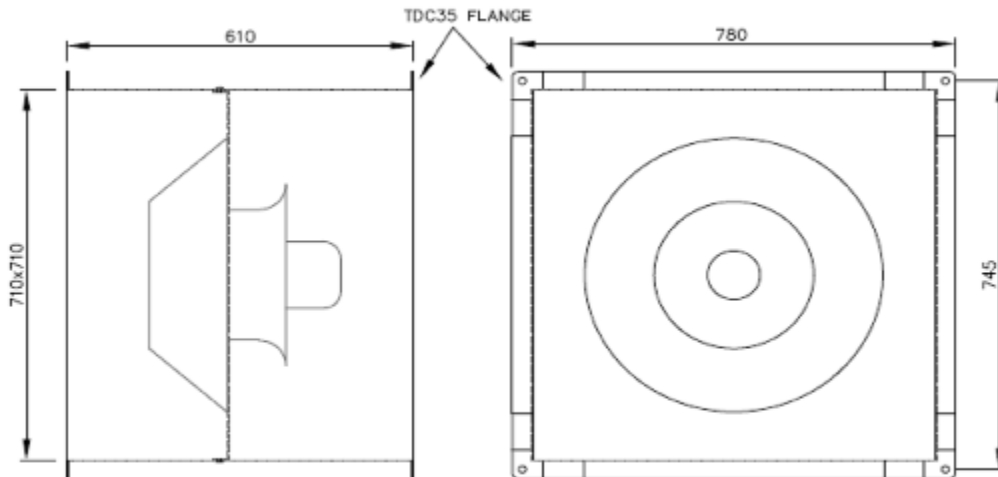
Type IE2  
 IP Rating 55  
 Insulation Class 155  
 Power 0.55 Kw  
 Power Supply 400V/3PH/50Hz  
 Speed 935 rpm  
 FLC 1.80 A  
 Capacitor  
 Control Variable Frequency Drive  
 Protection Thermal Contacts

### Fan

Case Galvanise Steel  
 Flange TDC35  
 Weight 74 Kg  
 Max. Temp 50 °C




Speed (rpm)	Peak Pressure (Pa)	Peak Power (kw)	Running Frequency	Sound Power Level SWL dB re 1pw								Sound Pressure Level dBA at 3 meters
				63	125	250	500	1k	2k	4k	8k	
935	330	0.55	50	82	81	80	74	72	69	64	59	58
806	245	0.35	43	79	78	77	71	69	66	61	56	55
698	184	0.23	37	76	75	74	68	66	63	58	53	52
584	129	0.13	31	72	71	70	64	62	59	54	49	48
468	83	0.07	25	67	66	65	59	57	54	49	44	43



# Inline Mixed Flow Fan

AX3-630/6/3



### Impeller

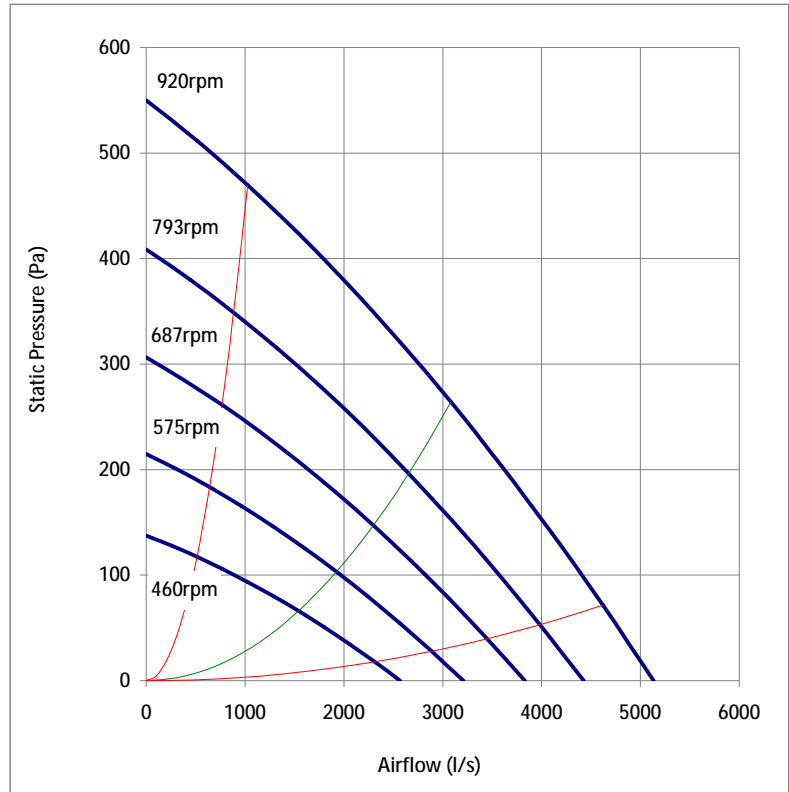
Size 630 mm  
 Type Mixed Flow  
 Material Aluminium  
 Motor finish Powder Coating RAL7032

### Motor

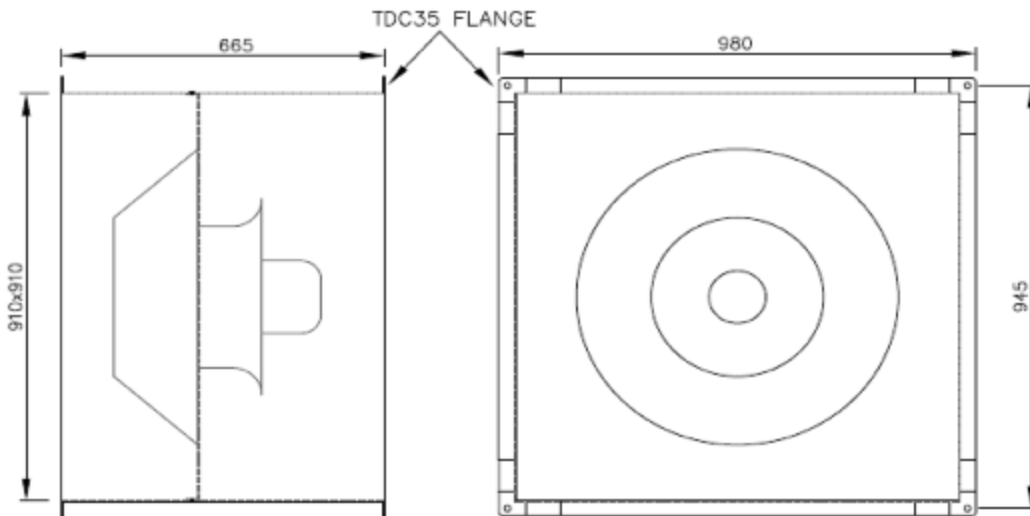
Type IE2  
 IP Rating 55  
 Insulation Class 155  
 Power 2.20 Kw  
 Power Supply 400V/3PH/50Hz  
 Speed 920 rpm  
 FLC 4.50 A  
 Capacitor  
 Control Variable Frequency Drive  
 Protection Thermal Contacts

### Fan

Case Galvanise Steel  
 Flange TDC35  
 Weight 110 Kg  
 Max. Temp 50 °C




Speed (rpm)	Peak Pressure (Pa)	Peak Power (kw)	Running Frequency	Sound Power Level SWL (dB re 1pw)								Sound Pressure Level (dBA at 3 meters)
				63	125	250	500	1k	2k	4k	8k	
920	550	2.20	50	90	89	89	84	81	78	74	69	67
793	409	1.41	43	87	86	86	81	78	75	71	66	64
687	306	0.91	37	84	83	83	78	75	72	68	63	61
575	215	0.54	31	80	79	79	74	71	68	64	59	57
460	138	0.28	25	75	74	74	69	66	63	59	54	52





# Inline Mixed Flow Fan

AX3-630/8/3



### Impeller

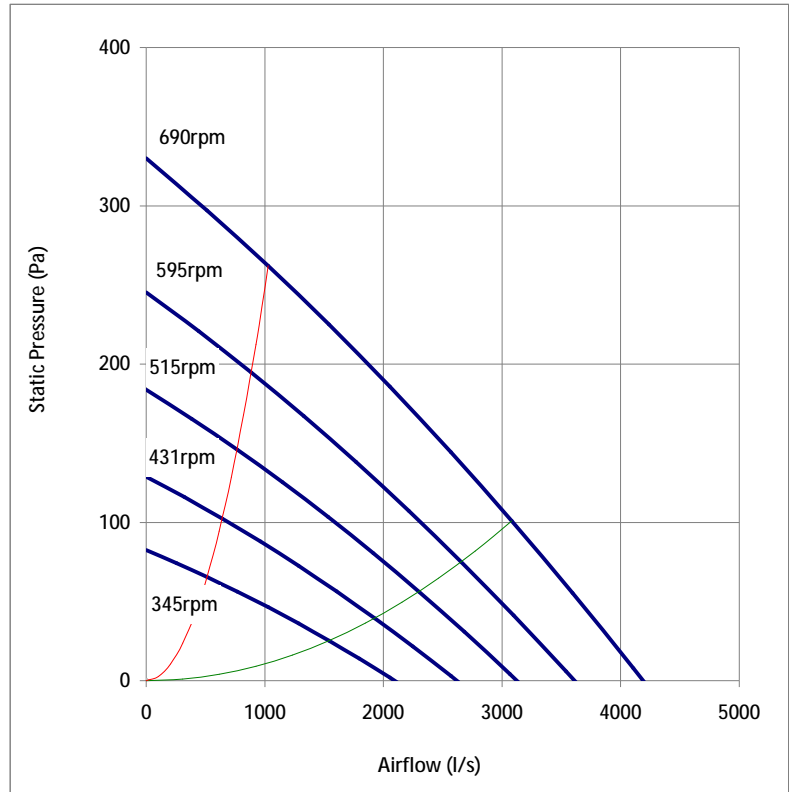
Size 630 mm  
 Type Mixed Flow  
 Material Aluminium  
 Motor finish Powder Coating RAL7032

### Motor

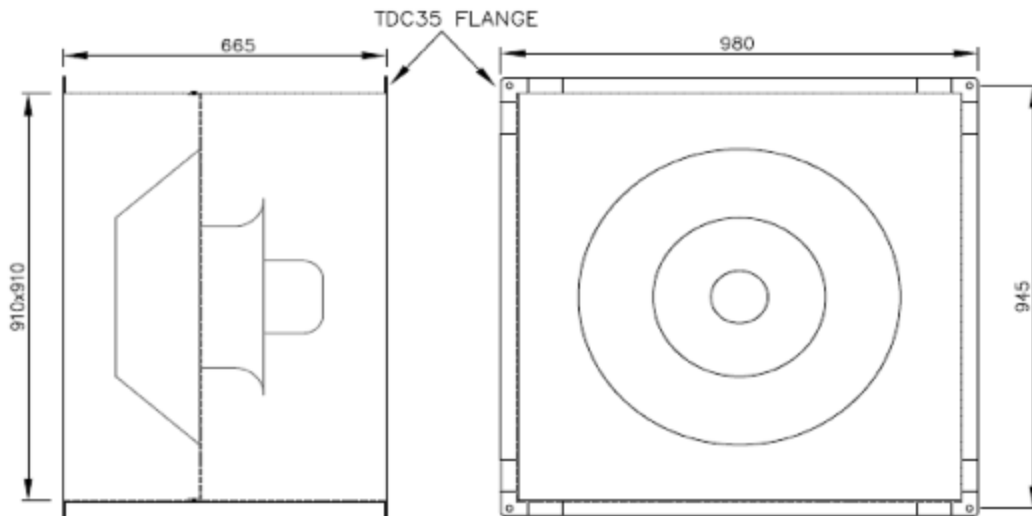
Type IE2  
 IP Rating 55  
 Insulation Class 155  
 Power 0.75 Kw  
 Power Supply 400V/3PH/50Hz  
 Speed 690 rpm  
 FLC 2.50 A  
 Capacitor  
 Control Variable Frequency Drive  
 Protection Thermal Contacts

### Fan

Case Galvanise Steel  
 Flange TDC35  
 Weight 109 Kg  
 Max. Temp 50 °C




Speed (rpm)	Peak Pressure (Pa)	Peak Power (kw)	Running Frequency	Sound Power Level SWL dB re 1pw								Sound Pressure Level dBA at 3 meters
				63	125	250	500	1k	2k	4k	8k	
690	330	0.75	50	85	84	83	76	75	71	66	62	60
595	245	0.48	43	82	81	80	73	72	68	63	59	57
515	184	0.31	37	79	78	77	70	69	65	60	56	54
431	129	0.18	31	75	74	73	66	65	61	56	52	50
345	83	0.09	25	70	69	68	61	60	56	51	47	45



# Inline Mixed Flow Fan

AX3-760/6/3



### Impeller

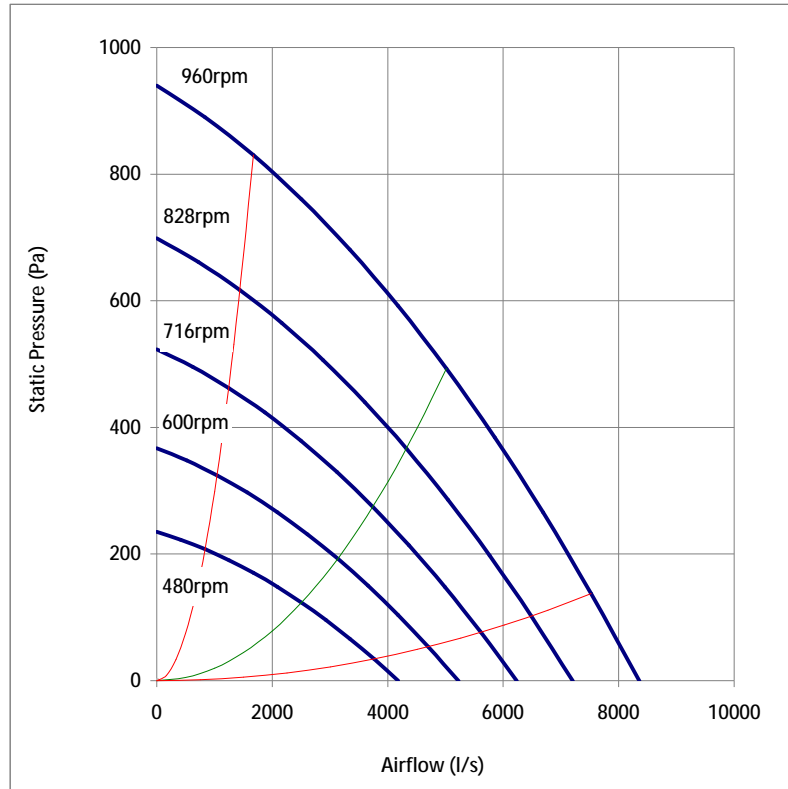
Size 760 mm  
 Type Mixed Flow  
 Material Aluminium  
 Motor finish Powder Coating RAL7032

### Motor

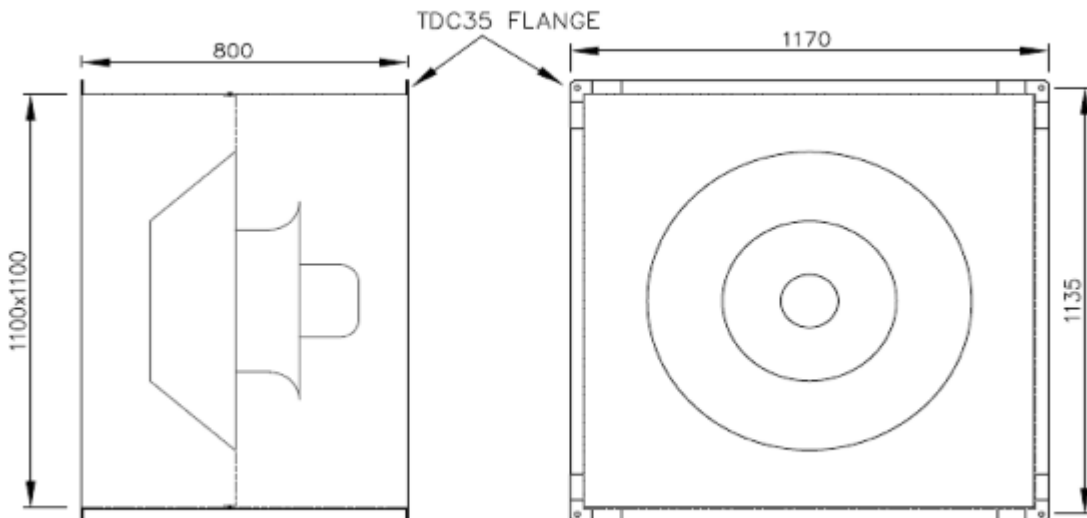
Type IE2  
 IP Rating 55  
 Insulation Class 155  
 Power 7.50 Kw  
 Power Supply 400V/3PH/50Hz  
 Speed 960 rpm  
 FLC 15.00 A  
 Capacitor  
 Control Variable Frequency Drive  
 Protection Thermal Contacts

### Fan

Case Galvanise Steel  
 Flange TDC35  
 Weight 190 Kg  
 Max. Temp 50 °C




Speed (rpm)	Peak Pressure (Pa)	Peak Power (kw)	Running Frequency	Sound Power Level SWL dB re 1pw								Sound Pressure Level dBA at 3 meters
				63	125	250	500	1k	2k	4k	8k	
960	940	7.50	50	98	95	95	94	91	88	81	76	76
828	699	4.80	43	95	92	92	91	88	85	78	73	73
716	524	3.12	37	92	89	89	88	85	82	75	70	70
600	367	1.83	31	88	85	85	84	81	78	71	66	66
480	235	0.94	25	83	80	80	79	76	73	66	61	61



# Inline Mixed Flow Fan

AX3-760/8/3



### Impeller

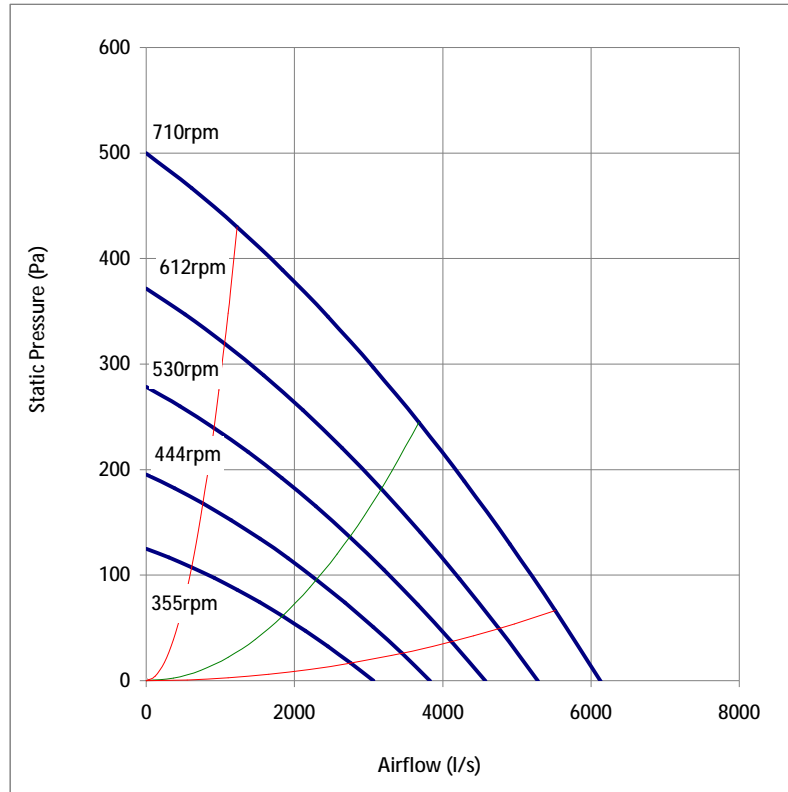
Size 760 mm  
 Type Mixed Flow  
 Material Aluminium  
 Motor finish Powder Coating RAL7032

### Motor

Type IE2  
 IP Rating 55  
 Insulation Class 155  
 Power 3.00 Kw  
 Power Supply 400V/3PH/50Hz  
 Speed 710 rpm  
 FLC 8.60 A  
 Capacitor  
 Control Variable Frequency Drive  
 Protection Thermal Contacts

### Fan

Case Galvanise Steel  
 Flange TDC35  
 Weight 180 Kg  
 Max. Temp 50 °C



Speed (rpm)	Peak Pressure (Pa)	Peak Power (kw)	Running Frequency	Sound Power Level SWL dB re 1pw								Sound Pressure Level dBA at 3 meters
				63	125	250	500	1k	2k	4k	8k	
710	500	3.00	50	94	90	90	86	83	80	73	69	67
612	372	1.92	43	91	87	87	83	80	77	70	66	64
530	278	1.25	37	88	84	84	80	77	74	67	63	61
444	195	0.73	31	84	80	80	76	73	70	63	59	57
355	125	0.38	25	79	75	75	71	68	65	58	54	52

