

CFB

- Ceiling Fan Box
- Multiple air inlets
- With External Rotor

SPECIFICATION

Sizes

150, 200, 250mm diameter

Fan Performance

The fan is of low noise and high static efficiency design. The impeller is designed to give excellent performance characteristic with high static pressure development with out stall

Impellers

Ziehl-Abegg little blue low noise high efficiency centrifugal fan. The impellers are manufactured from steel material and balanced according to ISO1940.

Motors

Ziehl-Abegg asynchronous external rotor motors. Motor enclosure to feature IP44 protection . Motor winding insulation are to incorporate thermal class 155 as standard. Motor bearings are to be of maintenance free ball bearing design. Auto-reset thermal contacts are provided as standard.

Casing

Casing of the fans are of galvanised steel, with oval spigot connection to suit either flexible duct or galvanised steel ductwork.

Test Procedures

Performance Date – Established from tests in accordance with ISO5801:1997

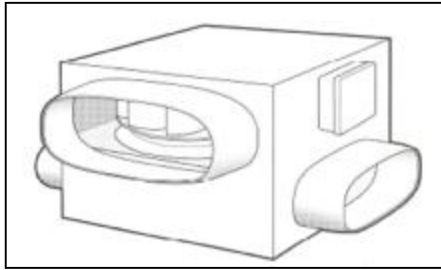
Sound levels – Established from tests in accordance with ISO3745

Ziehl-Abegg little blue external rotor



Ceiling Fan Box

CFD-1921



Impeller

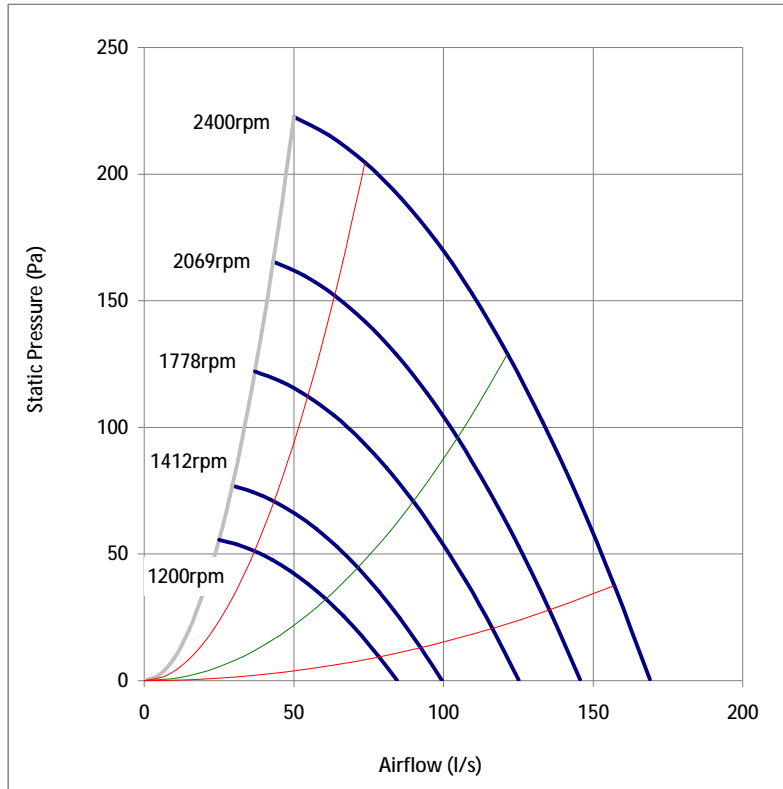
Size 190 mm
 Type Backward Arefoil Curve
 Material Steel
 Motor finish Powder Coating RAL7032

Motor

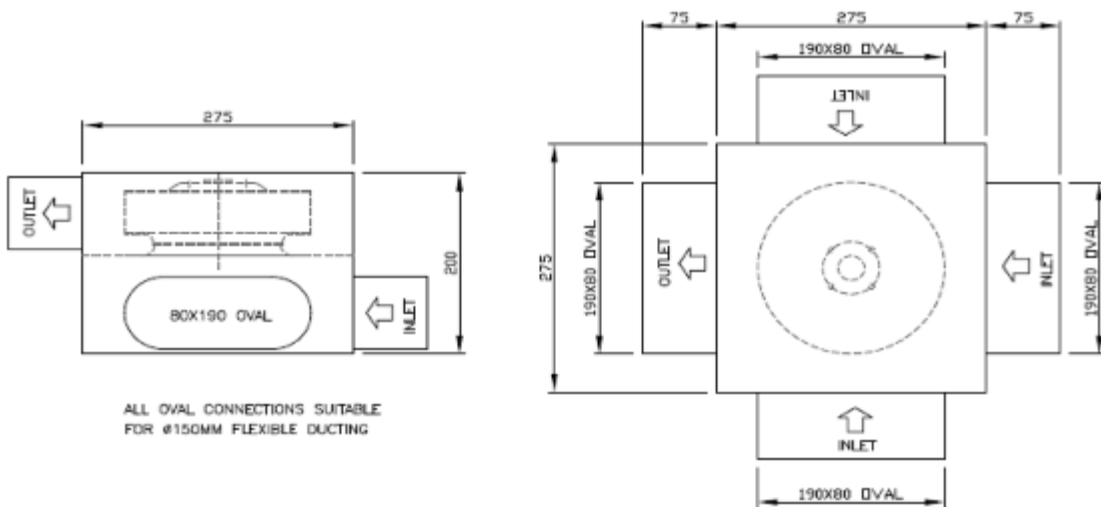
Type External Rotor
 IP Rating 44
 Insulation Class 155
 Power 0.07 Kw
 Power Supply 230V/1PH/50Hz
 Speed 2400
 FLC 0.29 A
 Capacitor 2 µF
 Control RE1.5, 5 Step Controller
 Protection Thermal Contacts

Fan

Case Galvanised Steel
 Weight 2.5 Kg
 Max. Temp 50 °C

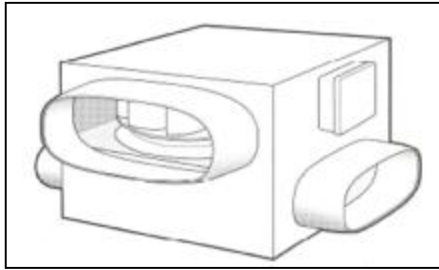


Speed (rpm)	Peak Pressure (Pa)	Peak Power (kw)	Motor Running Voltage (V)	Sound Power Level SWL dB re 1pw								Sound Pressure Level dB at 3 meters
				63	125	250	500	1k	2k	4k	8k	
2400	223	0.07	230	61	61	64	63	62	58	57	46	45
2069	165	0.04	200	57	58	60	59	59	55	54	43	42
1778	122	0.03	170	54	55	57	56	56	51	51	40	38
1412	77	0.01	130	49	50	52	51	51	46	46	35	33
1200	56	0.01	110	46	46	49	47	47	43	42	31	30



Ceiling Fan Box

CFD-1941



Impeller

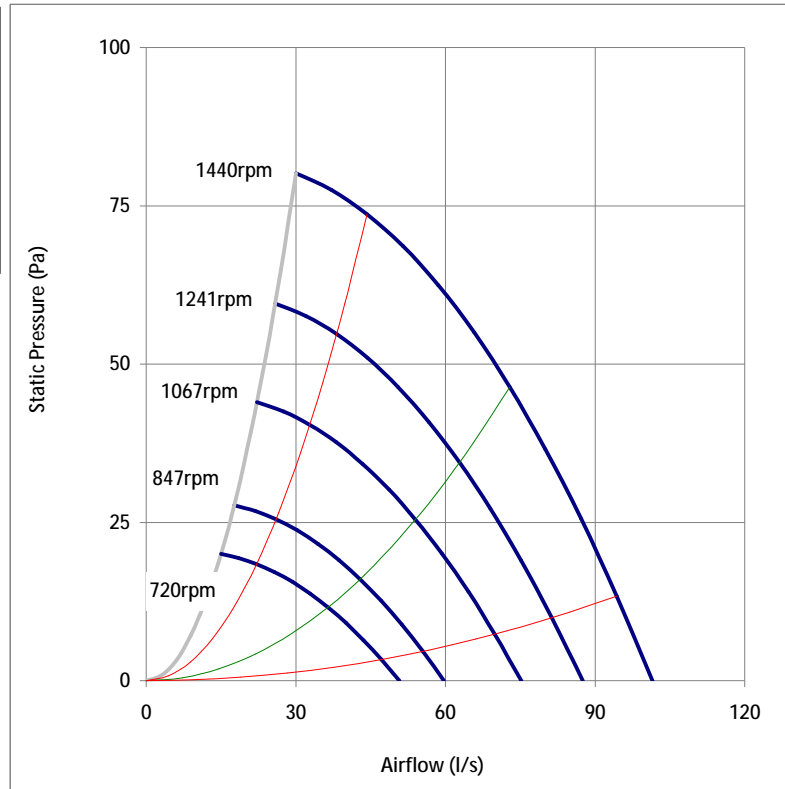
Size 190 mm
 Type Backward Arefoil Curve
 Material Steel
 Motor finish Powder Coating RAL7032

Motor

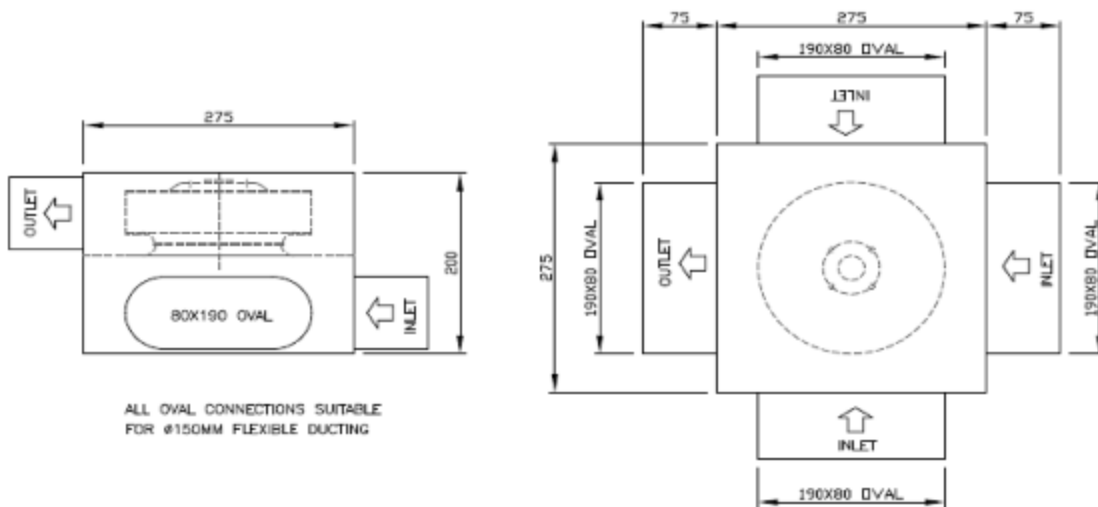
Type External Rotor
 IP Rating 44
 Insulation Class 155
 Power 0.05 Kw
 Power Supply 230V/1PH/50Hz
 Speed 1440
 FLC 0.25 A
 Capacitor 2 µF
 Control RE1.5, 5 Step Controller
 Protection Thermal Contacts

Fan

Case Galvanised Steel
 Weight 2.5 Kg
 Max. Temp 50 °C

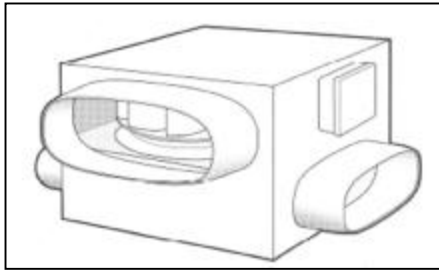


Speed (rpm)	Peak Pressure (Pa)	Peak Power (kw)	Motor Running Voltage (V)	Sound Power Level SWL dB re 1pw								Sound Pressure Level dB at 3 meters
				63	125	250	500	1k	2k	4k	8k	
1440	80	0.05	230	54	52	51	46	46	43	33	26	32
1241	60	0.03	200	50	48	48	43	42	40	29	22	29
1067	44	0.02	170	47	45	44	40	39	37	26	19	25
847	28	0.01	130	42	40	39	35	34	32	21	14	20
720	20	0.01	110	38	37	36	31	30	28	18	11	17



Ceiling Fan Box

CFB-2021



Impeller

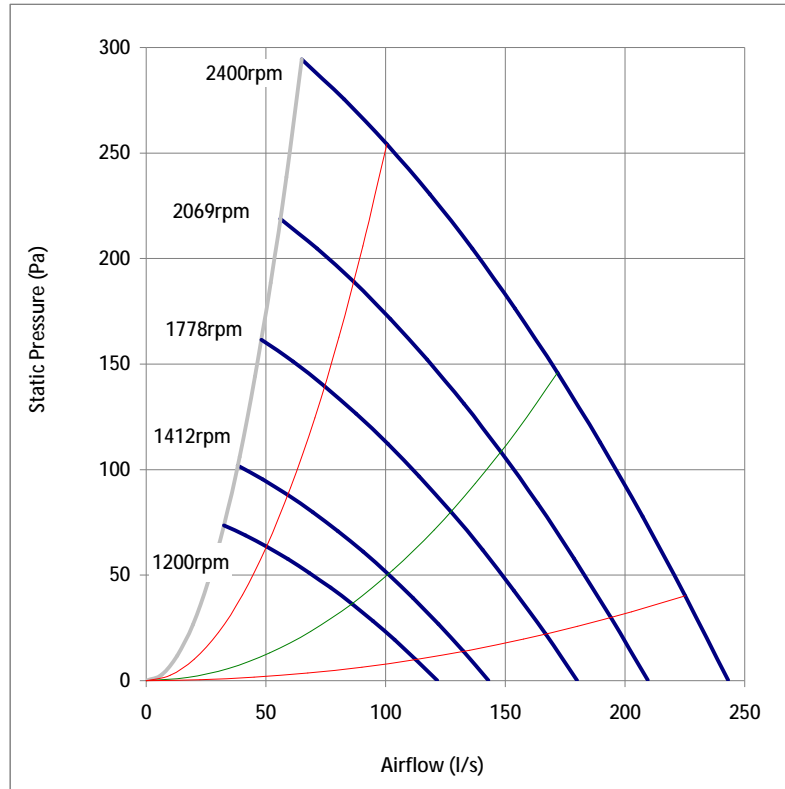
Size 200 mm
 Type Backward Arefoil Curve
 Material Steel
 Motor finish Powder Coating RAL7032

Motor

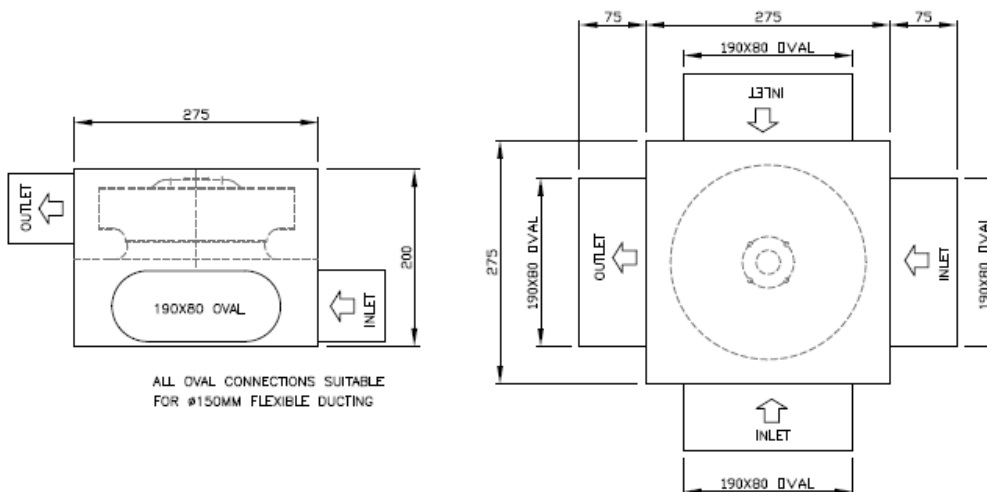
Type External Rotor
 IP Rating 44
 Insulation Class 155
 Power 0.10 Kw
 Power Supply 230V/1PH/50Hz
 Speed 2400
 FLC 0.43 A
 Capacitor 2.5 µF
 Control RE1.5, 5 Step Controller
 Protection Thermal Contacts

Fan

Case Galvanised Steel
 Weight 4 Kg
 Max. Temp 50 °C

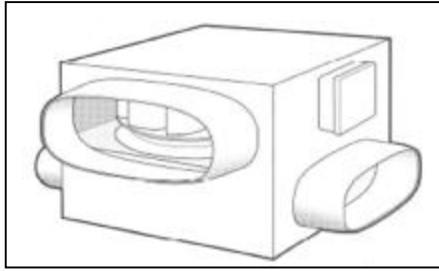


Speed (rpm)	Peak Pressure (Pa)	Peak Power (kw)	Motor Running Voltage (V)	Sound Power Level SWL dB re 1pw								Sound Pressure Level dB at 3 meters
				63	125	250	500	1k	2k	4k	8k	
2400	294	0.10	230	63	70	66	67	65	58	59	50	50
2069	219	0.06	200	59	67	63	64	62	54	56	46	47
1778	162	0.04	170	56	64	60	60	59	51	52	43	43
1412	102	0.02	130	51	59	55	55	54	46	47	38	38
1200	74	0.01	110	48	55	51	52	50	42	44	35	35



Ceiling Fan Box

CFB-2041



Impeller

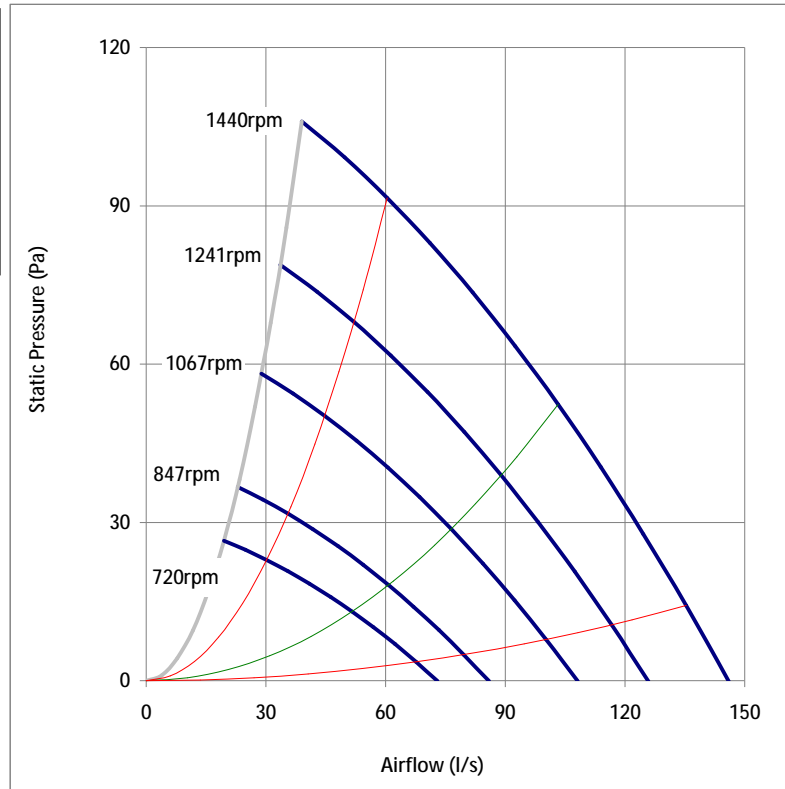
Size 200 mm
 Type Backward Arefoil Curve
 Material Steel
 Motor finish Powder Coating RAL7032

Motor

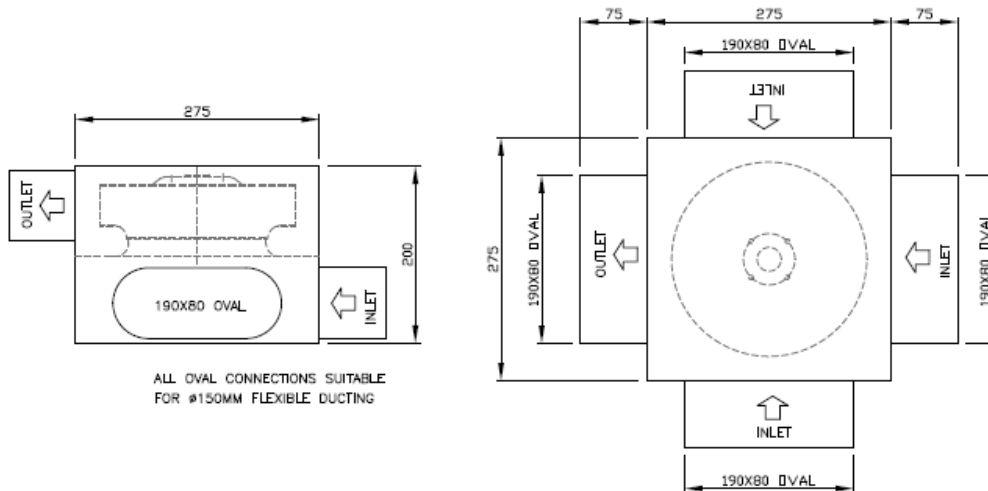
Type External Rotor
 IP Rating 44
 Insulation Class 155
 Power 0.08 Kw
 Power Supply 230V/1PH/50Hz
 Speed 1440
 FLC 0.37 A
 Capacitor 2.5 µF
 Control RE1.5, 5 Step Controller
 Protection Thermal Contacts

Fan

Case Galvanised Steel
 Weight 4 Kg
 Max. Temp 50 °C

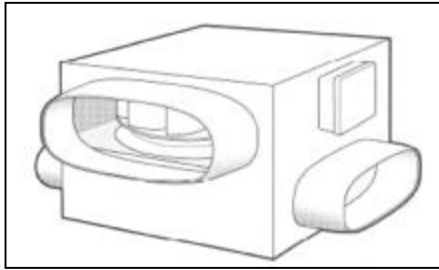


Speed (rpm)	Peak Pressure (Pa)	Peak Power (kw)	Motor Running Voltage (V)	Sound Power Level SWL dB re 1pw								Sound Pressure Level dB at 3 meters
				63	125	250	500	1k	2k	4k	8k	
1440	106	0.08	230	56	61	53	51	49	43	35	29	37
1241	79	0.05	200	52	57	50	47	45	39	31	26	34
1067	58	0.03	170	49	54	47	44	42	36	28	23	30
847	37	0.02	130	44	49	42	39	37	31	23	18	25
720	27	0.01	110	40	45	38	36	34	28	20	14	22



Ceiling Fan Box

CFB-2321



Impeller

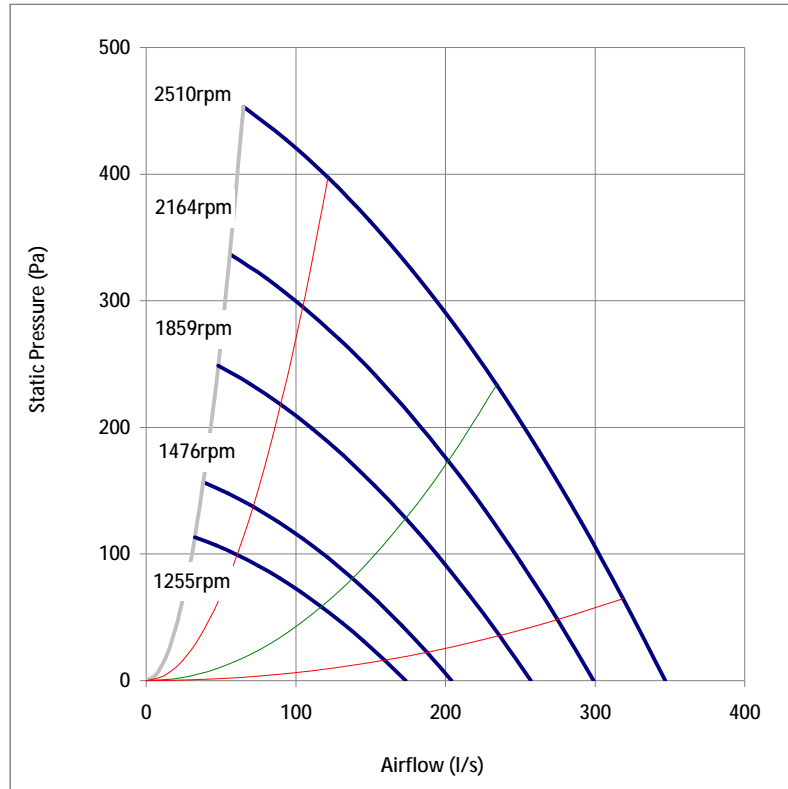
Size 230 mm
 Type Backward Arefoil Curve
 Material Steel
 Motor finish Powder Coating RAL7032

Motor

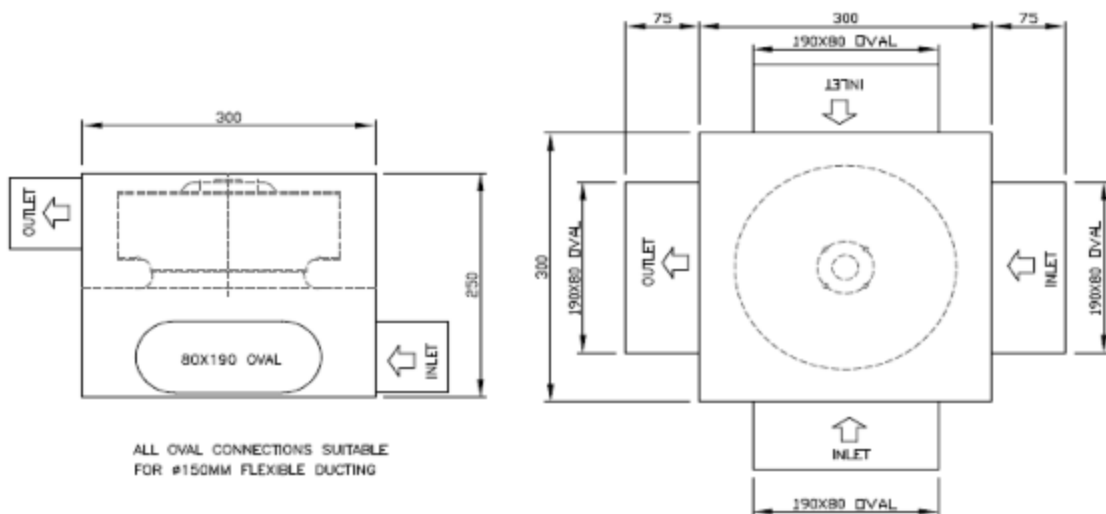
Type External Rotor
 IP Rating 44
 Insulation Class 155
 Power 0.16 Kw
 Power Supply 230V/1PH/50Hz
 Speed 2510 rpm
 FLC 1.45 A
 Capacitor 4 µF
 Control RE1.5, 5 Step Controller
 Protection Thermal Contacts

Fan

Case Galvanised Steel
 Weight 5.5 Kg
 Max. Temp 50 °C

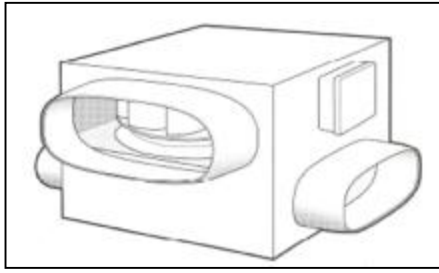


Speed (rpm)	Peak Pressure (Pa)	Peak Power (kw)	Motor Running Voltage (V)	Sound Power Level SWL dB re 1pw								Sound Pressure Level dB at 3 meters
				63	125	250	500	1k	2k	4k	8k	
2510	453	0.16	230	63	70	65	64	64	60	59	57	51
2164	337	0.10	200	59	67	62	61	61	57	56	54	48
1859	249	0.07	170	56	64	58	57	57	53	52	50	44
1476	157	0.03	130	51	59	53	52	52	48	47	45	39
1255	113	0.02	110	48	55	50	49	49	45	44	42	36



Ceiling Fan Box

CFB-2341



Impeller

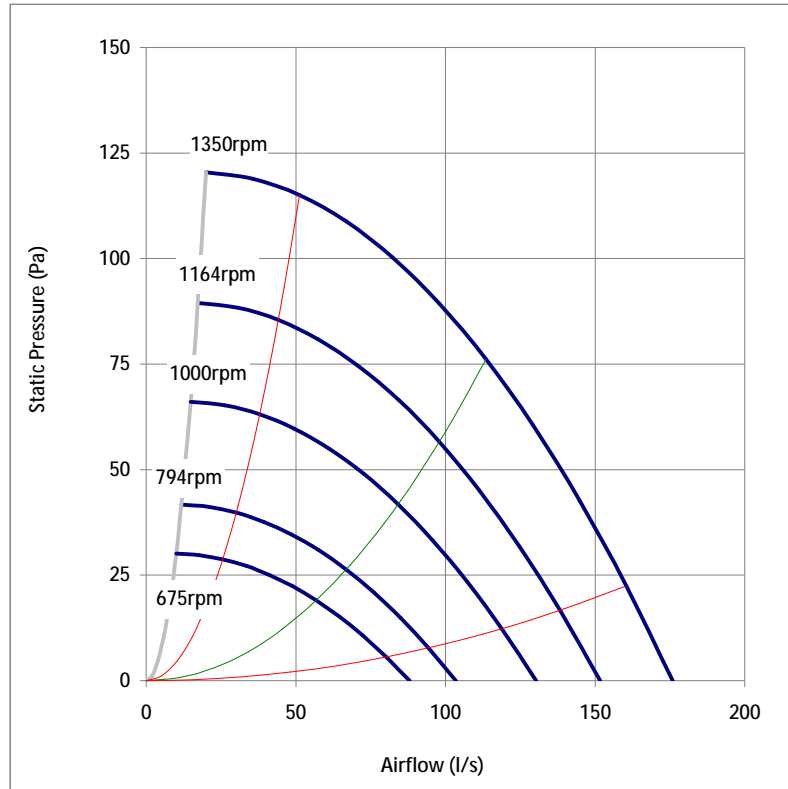
Size 230 mm
 Type Backward Arefoil Curve
 Material Steel
 Motor finish Powder Coating RAL7032

Motor

Type External Rotor
 IP Rating 44
 Insulation Class 155
 Power 0.04 Kw
 Power Supply 230V/1PH/50Hz
 Speed 1350 rpm
 FLC 0.37 A
 Capacitor 1.5 µF
 Control RE1.5, 5 Step Controller
 Protection Thermal Contacts

Fan

Case Galvanised Steel
 Weight 5.5 Kg
 Max. Temp 50 °C



Speed (rpm)	Peak Pressure (Pa)	Peak Power (kw)	Motor Running Voltage (V)	Sound Power Level SWL dB re 1pw								Sound Pressure Level dB at 3 meters
				63	125	250	500	1k	2k	4k	8k	
1350	120	0.04	230	50	58	52	51	51	47	46	44	38
1164	90	0.03	200	47	55	49	48	48	44	43	41	35
1000	66	0.02	170	43	51	45	44	44	40	39	37	31
794	42	0.01	130	38	46	40	39	39	35	34	32	26
675	30	0.01	110	35	43	37	36	36	32	31	29	23

